



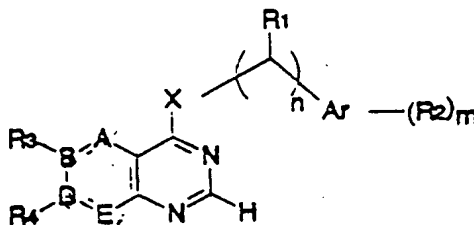
## INTERNATIONAL APPLICATION PUBLISHED UNDER THE PATENT COOPERATION TREATY (PCT)

<p>(51) International Patent Classification <sup>6</sup> : A61K 31/505, C07D 471/04, 487/04, A61K 31/52 // (C07D 471/04, 239:00, 221:00) (C07D 487/04, 239:00, 239:00)</p>	A1	<p>(11) International Publication Number: <b>WO 95/19774</b></p> <p>(43) International Publication Date: 27 July 1995 (27.07.95)</p>								
<p>(21) International Application Number: PCT/US95/00941</p> <p>(22) International Filing Date: 23 January 1995 (23.01.95)</p> <p>(30) Priority Data:</p> <table border="0"> <tr> <td>186,735</td> <td>25 January 1994 (25.01.94)</td> <td>US</td> </tr> <tr> <td>186,745</td> <td>25 January 1994 (25.01.94)</td> <td>US</td> </tr> <tr> <td>358,351</td> <td>23 December 1994 (23.12.94)</td> <td>US</td> </tr> </table> <p>(71) Applicant: WARNER-LAMBERT COMPANY [US/US]; 201 Tabor Road, Morris Plains, NJ 07950 (US).</p> <p>(72) Inventors: BRIDGES, Alexander, James; 3301 Textile Road, Saline, MI 48176 (US). DENNY, William, Alexander; 165 Gossamer Drive, Pakuranga, Auckland (NZ). FRY, David; 3647 Textile Road, Ypsilanti, MI 48197 (US). KRAKER, Alan; 2515 Prairie Street, Ann Arbor, MI 48105 (US). MEYER, Robert; 5870 Warren Road, Ann Arbor, MI 48105 (US). REWCASTLE, Gordon, William; 107 Grande Vue Road, Manurewa, Auckland (NZ). THOMPSON, Andrew, Mark; 2/13 Raihiri Road, Mount Eden, Auckland (NZ).</p> <p>(74) Agents: RYAN, M., Andrea; Warner-Lambert Company, 201 Tabor Road, Morris Plains, NJ 07950 (US) et al.</p>	186,735	25 January 1994 (25.01.94)	US	186,745	25 January 1994 (25.01.94)	US	358,351	23 December 1994 (23.12.94)	US	<p>(81) Designated States: AM, AU, BG, BY, CA, CN, CZ, EE, FI, GE, HU, JP, KG, KR, KZ, LT, LV, MD, MX, NO, NZ, PL, RO, RU, SI, SK, TJ, UA, UZ, European patent (AT, BE, CH, DE, DK, ES, FR, GB, GR, IE, IT, LU, MC, NL, PT, SE).</p> <p><b>Published</b> <i>With international search report. Before the expiration of the time limit for amending the claims and to be republished in the event of the receipt of amendments.</i></p>
186,735	25 January 1994 (25.01.94)	US								
186,745	25 January 1994 (25.01.94)	US								
358,351	23 December 1994 (23.12.94)	US								

(54) Title: BICYCLIC COMPOUNDS CAPABLE OF INHIBITING TYROSINE KINASES OF THE EPIDERMAL GROWTH FACTOR RECEPTOR FAMILY

## (57) Abstract

Epidermal growth factor inhibitors of formula (1), where: at least one, and as many as three of A-E are nitrogen, with the remaining atom(s) carbon, or any two contiguous positions in A-E taken together can be a single heteroatom, N, O or S, in which case one of the two remaining atoms must be carbon, and the other can be either carbon or nitrogen; X = O, S, NH or NR<sup>7</sup>, such that R<sup>7</sup> = lower alkyl (1-4 carbon atoms), OH, NH<sub>2</sub>, lower alkoxy (1-4 carbon atoms) or lower monoalkylamino (1-4 carbon atoms); n = 0, 1, 2.



(1)

**FOR THE PURPOSES OF INFORMATION ONLY**

Codes used to identify States party to the PCT on the front pages of pamphlets publishing international applications under the PCT.

AT	Austria	GB	United Kingdom	MR	Mauritania
AU	Australia	GE	Georgia	MW	Malawi
BB	Barbados	GN	Guinea	NE	Niger
BE	Belgium	GR	Greece	NL	Netherlands
BF	Burkina Faso	HU	Hungary	NO	Norway
BG	Bulgaria	IE	Ireland	NZ	New Zealand
BJ	Benin	IT	Italy	PL	Poland
BR	Brazil	JP	Japan	PT	Portugal
BY	Belarus	KE	Kenya	RO	Romania
CA	Canada	KG	Kyrgystan	RU	Russian Federation
CF	Central African Republic	KP	Democratic People's Republic of Korea	SD	Sudan
CG	Congo	KR	Republic of Korea	SE	Sweden
CH	Switzerland	KZ	Kazakhstan	SI	Slovenia
CI	Côte d'Ivoire	LI	Liechtenstein	SK	Slovakia
CM	Cameroon	LK	Sri Lanka	SN	Senegal
CN	China	LU	Luxembourg	TD	Chad
CS	Czechoslovakia	LV	Latvia	TG	Togo
CZ	Czech Republic	MC	Monaco	TJ	Tajikistan
DE	Germany	MD	Republic of Moldova	TT	Trinidad and Tobago
DK	Denmark	MG	Madagascar	UA	Ukraine
ES	Spain	ML	Mali	US	United States of America
FI	Finland	MN	Mongolia	UZ	Uzbekistan
FR	France			VN	Viet Nam
GA	Gabon				

# BICYCLIC COMPOUNDS CAPABLE OF INHIBITING TYROSINE KINASES OF THE EPIDERMAL GROWTH FACTOR RECEPTOR FAMILY

## Technical Field

5           The present invention relates to bicyclic heteroaromatic compounds which inhibit the epidermal growth factor receptor and related receptors and, in particular, their tyrosine kinase enzymic activity.

## Background Art

10           Cancer is generally a disease of the intracellular signalling system, or signal transduction mechanism. Cells receive instructions from many extracellular sources, instructing them to either proliferate or not to proliferate. The purpose  
15 of the signal transduction system is to receive these and other signals at the cell surface, get them into the cell, and then pass the signals on to the nucleus, the cytoskeleton, and transport and protein synthesis machinery. The most common cause of cancer is a  
20 series of defects, either in these proteins, when they

-2-

are mutated, or in the regulation of the quantity of the protein in the cell such that it is over or under produced. Most often, there are key lesions in the cell which lead to a constitutive state whereby the cell nucleus receives a signal to proliferate, when this signal is not actually present. This can occur through a variety of mechanisms. Sometimes the cell may start to produce an authentic growth factor for its own receptors when it should not, the so-called autocrine loop mechanism. Mutations to the cell surface receptors, which usually signal into the cell by means of tyrosine kinases, can lead to activation of the kinase in the absence of ligand, and passing of a signal which is not really there. Alternatively, many surface kinases can be overexpressed on the cell surface leading to an inappropriately strong response to a weak signal. There are many levels inside the cell at which mutation or overexpression can lead to the same spurious signal arising in the cell, and there are many other kinds of signalling defect involved in cancer. This invention touches upon cancers which are driven by the three mechanisms just described, and which involve cell surface receptors of the epidermal growth factor receptor tyrosine kinase family (EGFR). This family consists of the EGF receptor (also known as Erb-B1), the Erb-B2 receptor, and its constitutively active oncoprotein mutant Neu, the Erb-B3 receptor and the Erb-B4 receptor. Additionally, other biological processes driven through members of the EGF family of receptors can also be treated by compounds of the invention described below.

**SUBSTITUTE SHEET (RULE 26)**

- 3 -

The EGFR has as its two most important ligands Epidermal Growth Factor (EGF) and Transforming Growth Factor alpha (TGFalpha). The receptors appear to have only minor functions in adult humans, but are  
5 apparently implicated in the disease process of a large portion of all cancers, especially colon and breast cancer. The closely related Erb-B2 Erb-B3 and Erb-B4 receptors have a family of Heregulins as their major ligands, and receptor overexpression and  
10 mutation have been unequivocally demonstrated as the major risk factor in poor prognosis breast cancer. Additionally, it has been demonstrated that all four of the members of this family of receptors can form heterodimeric signalling complexes with other members  
15 of the family, and that this can lead to synergistic transforming capacity if more than one member of the family is overexpressed in a malignancy. Overexpression of more than one family member has been shown to be relatively common in human malignancies.

20 The proliferative skin disease psoriasis has no good cure at present. It is often treated by anticancer agents such as methotrexate, which have very serious side effects, and which are not very effective at the toxicity-limited doses which have to  
25 be used. It is believed that TGFalpha is the major growth factor overproduced in psoriasis, since 50% of transgenic mice which overexpress TGF alpha develop psoriasis. This suggests that a good inhibitor of EGFR signalling could be used as an antipsoriatic  
30 agent, preferably, but not necessarily, by topical dosing.

-4-

EGF is a potent mitogen for renal tubule cells. Fourfold increases in both EGF urinary secretion and EGF mRNA have been noted in mice with early stage streptozocin-induced diabetes. In addition increased expression of the EGFR has been noted in patients with proliferative glomerulonephritis (Roychaudhury et al. *Pathology* 1993, 25, 327). The compounds of the current invention should be useful in treating both proliferative glomerulonephritis and diabetes-induced renal disease.

Chronic pancreatitis in patients has been reported to correlate with large increases in expression for both EGFR and TGF alpha. (Korc et al. *Gut* 1994, 35, 1468). In patients showing a more severe form of the disease, typified by an enlargement of the head of the pancreas, there was also shown to be overexpression of the erb-B2 receptor (Friess et al. *Ann. Surg.* 1994, 220, 183). The compounds of the current invention should prove useful in the treatment of pancreatitis.

In the processes of blastocyte maturation, blastocyte implantation into the uterine endometrium, and other periimplantation events, uterine tissues produce EGF and TGF alpha (Taga *Nippon Sanka Fujinka Gakkai Zasshi* 1992, 44, 939), have elevated levels of EGFR (Brown et al. *Endocrinology*, 1989, 124, 2882), and may well be induced to produce heparin-binding EGF by the proximity of the developing, but not arrested, blastocyte (Das et al. *Development* 1994, 120, 1071). In turn the blastocyte has quite a high level of TGF alpha and EGFR expression (Adamson *Mol. Reprod. Dev.*

-5-

1990, 27, 16). Surgical removal of the submandibular glands, the major site of EGF secretion in the body, and treatment with anti-EGFR monoclonal antibodies both greatly reduce fertility in mice (Tsutsumi et al. 5 *J. Endocrinology* 1993, 138, 437), by reducing successful blastocyte implantation. Therefore, compounds of the current invention should prove to have useful contraceptive properties.

PCT patent application Nos. WO92/07844  
10 published May 14, 1992 and WO92/14716 published September 3, 1992 describe 2,4-diaminoquinazoline as potentiators of chemotherapeutic agents in the treatment of cancer.

PCT published application No. WO92/20642  
15 published November 26, 1992 discloses bismono- and bicyclic aryl and heteroaryl compounds which inhibit EGF and/or PDGF receptor tyrosine kinase.

It is an object of the present invention to inhibit the mitogenic effects of epidermal growth  
20 factor utilizing an effective amount of bicyclic pyrimidine derivatives, in particular fused heterocyclic pyrimidine derivatives.

It is another object of the present invention to describe bicyclic pyrimidine derivatives,  
25 in particular fused heterocyclic pyrimidine derivatives, as inhibitors of the EGF, Erb-B2 and Erb-B4 receptor tyrosine kinases.

It is yet another object of the present invention to describe bicyclic pyrimidine derivatives,

-6-

in particular fused heterocyclic pyrimidine derivatives, that are useful at low dosages as inhibitors of EGF-induced mitogenesis. This therefore leads to a further object of compounds having  
5 extremely low cytotoxicity.

It is a further object of the present invention to describe bicyclic pyrimidine derivatives, in particular fused heterocyclic pyrimidine derivatives, that are useful in suppressing tumors,  
10 especially breast cancers, where mitogenesis is heavily driven by EGFR family members.

It is another object of the present invention to describe bicyclic pyrimidine derivatives, in particular fused heterocyclic pyrimidine  
15 derivatives, that have utility as chronic therapy as inhibitors of EGF-induced responses.

It is another object of the current invention to describe bicyclic pyrimidine derivatives, in particular fused heterocyclic pyrimidine  
20 derivatives, that have utility as therapeutic agents against proliferative overgrowth diseases, including but not limited to, synovial pannus invasion in arthritis, vascular restenosis, psoriasis and angiogenesis. The compounds disclosed herein also are  
25 useful to treat pancreatitis and kidney disease and as a contraceptive agent.

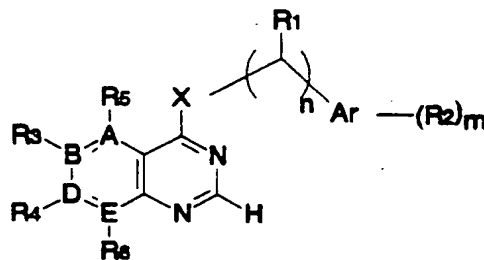
### Summary of the Invention

Described is a method to inhibit epidermal growth factor by treating, with an effective



- 7 -

inhibiting amount, a mammal, in need thereof, a compound of Formula I:

**Formula I**

wherein at least one, and as many as three  
 5 of A-E are nitrogen, with the remaining atom(s)  
 carbon, or any two contiguous positions in A-E taken  
 together can be a single heteroatom, N, O or S, in  
 which case one of the two remaining atoms must be  
 carbon, and the other can be either carbon or  
 10 nitrogen;

X = O, S, NH or NR<sup>7</sup>, such that R<sup>7</sup> = lower  
 alkyl (1-4 carbon atoms), OH, NH<sub>2</sub>, lower alkoxy (1-4  
 carbon atoms) or lower monoalkylamino (1-4 carbon  
 atoms);

15 n = 0, 1, 2;

R<sup>1</sup> = H or lower alkyl (1-4 carbon atoms); if  
 n = 2, R<sup>1</sup> can be independently H or lower alkyl (1-4  
 carbon atoms) on either linking carbon atom;

R<sup>2</sup> is lower alkyl (1-4 carbon atoms),  
 20 cycloalkyl (3-8 carbon atoms), lower alkoxy (1-4  
 carbon atoms), cycloalkoxy (3-8 carbon atoms), nitro,  
 halo (fluoro, chloro, bromo, iodo), lower  
 perfluoroalkyl (1-4 carbon atoms), hydroxy, lower  
 acyloxy (1-4 carbon atoms; -O-C(O)R), amino, lower  
 25 mono or dialkylamino (1-4 carbon atoms), lower mono or

-8-

dicycloalkylamino (3-8 carbon atoms), hydroxymethyl, lower acyl (1-4 carbon atoms;  $-C(O)R$ ), cyano, lower thioalkyl (1-4 carbon atoms), lower sulfinylalkyl (1-4 carbon atoms), lower sulfonylalkyl (1-4 carbon atoms), lower sulfonamido, lower mono or dialkylsulfonamido (1-4 carbon atoms), mono or dicycloalkylsulfonamido (3-8 carbon atoms), mercapto, carboxy, carboxamido ( $-C(O)-NH_2$ ), lower mono or dialkylcarboxamido (1-4 carbon atoms), mono or dicycloalkylcarboxamido (3-8 carbon atoms), lower alkoxy carbonyl (1-4 carbon atoms), cycloalkoxy carbonyl (3-8 carbon atoms), lower alkenyl (2-4 carbon atoms), cycloalkenyl (4-8 carbon atoms), lower alkynyl (2-4 carbon atoms), or two  $R^2$  taken together on contiguous carbon atoms can form a carbocyclic ring of 5-7 members or a monounsaturated 1,3-dioxolanyl, 1,4-dioxanyl, 1,4-dioxepinyl, pyranyl, furanyl, pyrrolidyl, piperidinyl, thiolanyl, oxazolanyl, thiazolanyl, diazolanyl, piperazinyl, morpholino or thiomorpholino ring; and

$m = 0-3$ , wherein Ar is phenyl, thienyl, furanyl, pyrrolyl, pyridyl, pyrimidyl, imidazolyl, pyrazinyl, oxazolyl, thiazolyl, naphthyl, benzothienyl, benzofuranyl, indolyl, quinolinyl, isoquinolinyl and quinazolinyl;

$R^3$ ,  $R^4$ ,  $R^5$  and  $R^6$  are independently, not present, H, lower alkyl (1-4 carbon atoms), cycloalkyl (3-8 carbon atoms), lower alkoxy (1-4 carbon atoms), cycloalkoxy (3-8 carbon atoms), hydroxy, lower acyloxy (1-4 carbon atoms), amino, lower mono or dialkylamino (1-4 carbon atoms), lower mono or dicycloalkylamino (3-8 carbon atoms), lower alkyl (1-4 carbon atoms) or cycloalkyl (3-8 carbon atoms), carbonato ( $-OC(O)OR$ )

- 9 -

where the R is lower alkyl of 1 to 4 carbon atoms or cycloalkyl of 3-8 carbon atoms;

or ureido or thioureido or N- or O- linked urethane any one of which is optionally substituted by  
5 mono or di-lower alkyl (1-4 carbon atoms) or cycloalkyl (3-8 carbon atoms);

lower thioalkyl (1-4 carbon atoms), thiocycloalkyl (3-8 carbon atoms), mercapto, lower alkenyl (2-4 carbon atoms), hydrazino, N'-lower  
10 alkylhydrazino (1-4 carbon atoms), lower acylamino (1-4 carbon atoms), hydroxylamino, lower O-alkylhydroxylamino (1-4 carbon atoms);

or any two of R<sup>3</sup>-R<sup>6</sup> taken together on contiguous carbon atoms can form a carbocyclic ring of  
15 5-7 members or a monounsaturated 1,3-dioxolanyl, 1,4-dioxanyl, 1,4-dioxepinyl, pyranyl, furanyl, pyrrolidyl, piperidinyl, thiolanyl, oxazolanyl, thiazolanyl, diazolanyl, piperazinyl, morpholino or thiomorpholino ring;

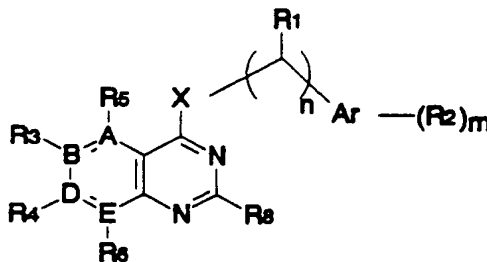
20 any lower alkyl group substituent on any of the substituents in R<sup>3</sup>-R<sup>6</sup> which contain such a moiety can be optionally substituted with one or more of hydroxy, amino, lower monoalkylamino, lower dialkylamino, N-pyrrolidyl, N-piperidinyl, N-  
25 pyridinium, N-morpholino, N-thiomorpholino or N-piperazino groups;

if one or more of A through E are N, then any of R<sup>3</sup>-R<sup>6</sup> on a neighboring C atom to one of the N atoms, cannot be either OH or SH; and

30 if any of the substituents R<sup>1</sup>, R<sup>2</sup>, R<sup>3</sup>, R<sup>4</sup>, R<sup>5</sup> or R<sup>6</sup> contain chiral centers, or in the case of R<sup>1</sup> create chiral centers on the linking atoms, then all stereoisomers thereof both separately and as racemic and/or diastereoisomeric mixtures are included.

-10-

Described also is a method to inhibit epidermal growth factor by treating, with an effective inhibiting amount, a mammal, in need thereof, a compound of Formula II:



5

**Formula II**

wherein

Ar, n, m, R<sub>1</sub> - R<sub>7</sub>, and X are the same as in Formula I;

R<sub>8</sub> is alkyl of from 1-4 carbon atoms or amino  
10 or mono or dilower alkyl (1-4 carbon atoms) amino.

The invention is also applicable to the compositions of Formulae I and II with the proviso that at least one of the R<sup>3</sup>-R<sup>6</sup> substituents must be taken singly as a substituent other than hydrogen, halo, lower alkyl (1-4 carbon atoms) or lower alkoxy (1-4 carbon atoms), and with the proviso that A, B, D and E must all be taken singly as carbon or nitrogen atoms.  
15

### Brief Description Of The Drawings

20

FIGURE 1 is an effect of Examples 6 and 7 on EGF receptor autophosphorylation in A431 human epidermoid carcinoma;

-11-

FIGURE 2 is an effect of Example 8 on EGF receptor autophosphorylation in A431 human epidermoid carcinoma;

5           FIGURE 3 is a time course for the inhibition of EGF receptor autophosphorylation in A431 by Example 27;

FIGURE 4 is an effect of Example 27 on EGF receptor autophosphorylation in A431 cells;

10           FIGURE 5 is an inhibition of EGF receptor autophosphorylation in A431 human epidermoid carcinoma by Example 40;

FIGURE 6 is an effect of Example 40 on growth factor-mediated tyrosine phosphorylation in Swiss 3T3;

15           FIGURE 7 is an effect of Example 40 on growth factor dependent expression of c-jun mRNA in Swiss 3T3 mouse fibroblasts;

FIGURE 8 is an effect of Example 40 on growth factor mediated expression of p39<sup>c-jun</sup>;

20           FIGURE 9 is an effect of Example 59 of EGF receptor autophosphorylation in A431 human epidermoid carcinoma;

25           FIGURE 10 is an effect of Example 60 on EGF receptor autophosphorylation in A431 human epidermoid carcinoma;

-12-

FIGURE 11 is an effect of Example 61 on EGF receptor autophosphorylation in A431 human epidermoid carcinoma;

5 FIGURE 12 is an effect of Example 70 on EGF receptor autophosphorylation in A431 human epidermoid carcinoma;

FIGURE 13 is a chart showing an inhibition of EGF receptor tyrosine kinase by Example 27;

10 FIGURE 14 is a graph showing an effect of Example 40 on growth factor-mediated mitogenesis in Swiss 3T3 murine fibroblasts;

FIGURE 15 is a photograph of an NIH 3T3 mouse fibroblast line, transfected with the human EGFR gene showing a normal flattened morphology;

15 FIGURE 16 is a photograph of the same cell line treated with 100 ng/mL of EGF showing a typical spindly transformed morphology; and

20 FIGURE 17 is a photograph of the same cell line in the presence of both 100 ng/mL of EGF and 5  $\mu$ m of Example 27 showing the morphology reverted from the transformed type back to the normal type.

### Description of Preferred Embodiments

1. A preferred form of the invention has X = NH, n = 0 or 1, in which case R<sup>1</sup> = H, the aromatic ring phenyl optionally substituted, B, D & E carbon,

25

-13-

with A nitrogen and R<sup>3</sup> or R<sup>4</sup> H, with the other one lower alkoxy or halogen.

2. Another preferred form of the invention has X = NH, n = 0 or 1, in which case R<sup>1</sup> = H, the aromatic ring phenyl optionally substituted, B, D & E carbon, with A nitrogen and R<sup>3</sup> or R<sup>4</sup> H, with the other one amino.

3. Another preferred form of the invention has X = NH, n = 0 or 1, in which case R<sup>1</sup> = H, the aromatic ring phenyl optionally substituted, B, D & E carbon, with A nitrogen and R<sup>3</sup> or R<sup>4</sup> H, with the other one lower mono or dialkylamino.

4. Another preferred form of the invention has X = NH, n = 0 or 1, in which case R<sup>1</sup> = H, the aromatic ring phenyl optionally substituted, B, D & E carbon, with A nitrogen and R<sup>3</sup> or R<sup>4</sup> H, with the other one hydrazino.

5. Another preferred form of the invention has X = NH, n = 0 or 1, in which case R<sup>1</sup> = H, the aromatic ring phenyl optionally substituted, B, D & E carbon, with A nitrogen and R<sup>3</sup> or R<sup>4</sup> H, with the other one lower alkyl.

6. Another preferred form of the invention has X = NH, n = 0 or 1, in which case R<sup>1</sup> = H, the aromatic ring phenyl optionally substituted, B, D & E carbon, with A nitrogen and R<sup>3</sup> and R<sup>4</sup> lower alkoxy.

7. Another preferred form of the invention has X = NH, n = 0 or 1, in which case R<sup>1</sup> = H, the

-14-

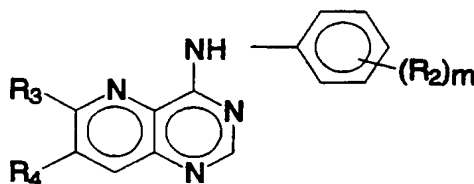
aromatic ring phenyl optionally substituted, B, D & E carbon, with A nitrogen and  $R^3$  and  $R^4$  lower alkyl.

8. Another preferred form of the invention has  $X = NH$ ,  $n = 0$  or  $1$ , in which case  $R^1 = H$ , the aromatic ring phenyl optionally substituted, B, D & E carbon, with A nitrogen, and  $R^3$  or  $R^4$  amino, with the other one lower alkoxy.

9. Another preferred form of the invention has  $X = NH$ ,  $n = 0$  or  $1$ , in which case  $R^1 = H$ , the aromatic ring phenyl optionally substituted, B, D & E carbon, with A nitrogen, and  $R^3$  or  $R^4$  lower mono or dialkylamino, with the other one lower alkoxy.

10. Another preferred form of the invention has  $X = NH$ ,  $n = 0$  or  $1$ , in which case  $R^1 = H$ , the aromatic ring phenyl optionally substituted, B, D & E carbon, with A nitrogen and  $R^3$  lower mono or dialkylamino, with  $R^4$  hydroxy.

A suitable ring structure for groups 1-10 is:

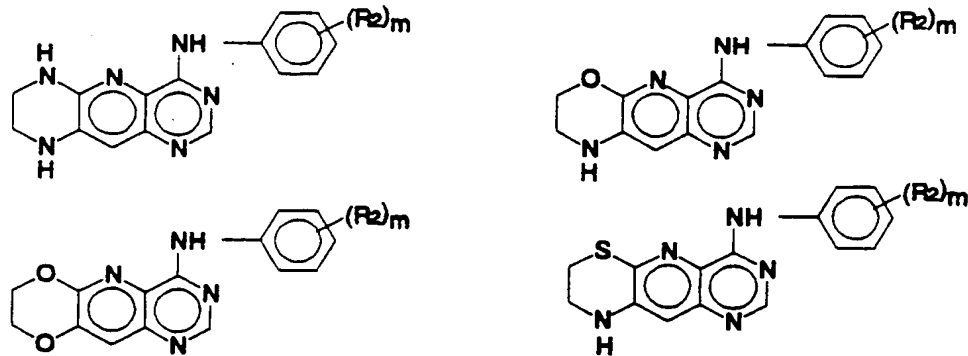


11. Another preferred form of the invention has  $X = NH$ ,  $n = 0$  or  $1$ , in which case  $R^1 = H$ , the aromatic ring phenyl optionally substituted, B, D & E



-15-

carbon, with A nitrogen, and  $R^3$  and  $R^4$  taken together are dioxymethylene, dioxyethylene, 2,3-fused piperazine, 2,3-fused morpholine or 2,3-fused thiomorpholine. Suitable ring structures are:



5                    12. Another preferred form of the invention has  $X = NH$ ,  $n = 0$  or  $1$ , in which case  $R^1 = H$ , the aromatic ring phenyl optionally substituted, A, D & E carbon, with B nitrogen and  $R^4$  lower alkoxy or halogen.

10                    13. Another preferred form of the invention has  $X = NH$ ,  $n = 0$  or  $1$ , in which case  $R^1 = H$ , the aromatic ring phenyl optionally substituted, A, D & E carbon, with B nitrogen and  $R^4$  amino.

15                    14. Another preferred form of the invention has  $X = NH$ ,  $n = 0$  or  $1$ , in which case  $R^1 = H$ , the aromatic ring phenyl optionally substituted, A, D & E carbon, with B nitrogen and  $R^4$  lower mono or dialkylamino.

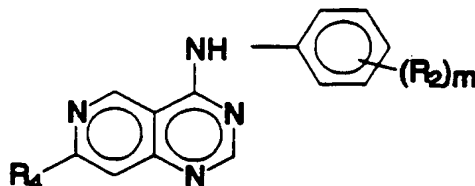
20                    15. Another preferred form of the invention has  $X = NH$ ,  $n = 0$  or  $1$ , in which case  $R^1 = H$ , the

-16-

aromatic ring phenyl optionally substituted, A, D & E carbon, with B nitrogen and R<sup>4</sup> hydrazino.

16. Another preferred form of the invention has X = NH, n = 0 or 1, in which case R<sup>1</sup> = H, the aromatic ring phenyl optionally substituted, A, C & E carbon, with B nitrogen and R<sup>4</sup> lower alkyl.

A suitable ring structure for groups 12-16 is:



17. Another preferred form of the invention has X = NH, n = 0 or 1, in which case R<sup>1</sup> = H, the aromatic ring phenyl optionally substituted, A, B & E carbon, with D nitrogen and R<sup>3</sup> lower alkoxy or halogen.

18. Another preferred form of the invention has X = NH, n = 0 or 1, in which case R<sup>1</sup> = H, the aromatic ring phenyl optionally substituted, A, B & E carbon, with D nitrogen and R<sup>3</sup> amino.

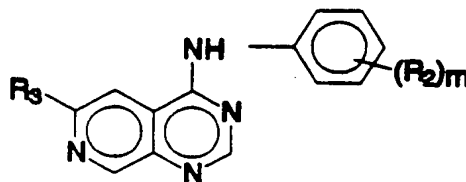
19. Another preferred form of the invention has X = NH, n = 0 or 1, in which case R<sup>1</sup> = H, the aromatic ring phenyl optionally substituted, A, B & E carbon, with D nitrogen and R<sup>3</sup> lower mono or dialkylamino.

-17-

20. Another preferred form of the invention has  $X = NH$ ,  $n = 0$  or  $1$ , in which case  $R^1 = H$ , the aromatic ring phenyl optionally substituted, A, B & E carbon, with D nitrogen and  $R^3$  hydrazino.

5 21. Another preferred form of the invention has  $X = NH$ ,  $n = 0$  or  $1$ , in which case  $R^1 = H$ , the aromatic ring phenyl optionally substituted, A, B & E carbon, with D nitrogen and  $R^3$  lower alkyl.

10 A suitable ring structure for groups 17-21 is:



15 22. Another preferred form of the invention has  $X = NH$ ,  $n = 0$  or  $1$ , in which case  $R^1 = H$ , the aromatic ring phenyl optionally substituted, A, B & D carbon, with E nitrogen and  $R^3$  or  $R^4$  H, with the other one lower alkoxy.

20 23. Another preferred form of the invention has  $X = NH$ ,  $n = 0$  or  $1$ , in which case  $R^1 = H$ , the aromatic ring phenyl optionally substituted, A, B & D carbon, with E nitrogen and  $R^3$  or  $R^4$  H, with the other one amino.

24. Another preferred form of the invention has  $X = NH$ ,  $n = 0$  or  $1$ , in which case  $R^1 = H$ , the

aromatic ring phenyl optionally substituted, A, B & D carbon, with E nitrogen and R<sup>3</sup> or R<sup>4</sup> H, with the other one lower mono or dialkylamino.

5 25. Another preferred form of the invention has X = NH, n = 0 or 1, in which case R<sup>1</sup> = H, the aromatic ring phenyl optionally substituted, A, B & D carbon, with E nitrogen and R<sup>3</sup> or R<sup>4</sup> H, with the other one hydrazino.

10 26. Another preferred form of the invention has X = NH, n = 0 or 1, in which case R<sup>1</sup> = H, the aromatic ring phenyl optionally substituted, A, B & D carbon, with E nitrogen and R<sup>3</sup> or R<sup>4</sup> H, with the other one lower alkyl.

15 27. Another preferred form of the invention has X = NH, n = 0 or 1, in which case R<sup>1</sup> = H, the aromatic ring phenyl optionally substituted, A, B & D carbon, with E nitrogen and R<sup>3</sup> and R<sup>4</sup> lower alkoxy.

20 28. Another preferred form of the invention has X = NH, n = 0 or 1, in which case R<sup>1</sup> = H, the aromatic ring phenyl optionally substituted, A, B & D carbon, with E nitrogen and R<sup>3</sup> and R<sup>4</sup> lower alkyl.

25 29. Another preferred form of the invention has X = NH, n = 0 or 1, in which case R<sup>1</sup> = H, the aromatic ring phenyl optionally substituted, A, B & D carbon, with E nitrogen, and R<sup>3</sup> or R<sup>4</sup> amino, with the other one lower alkoxy.

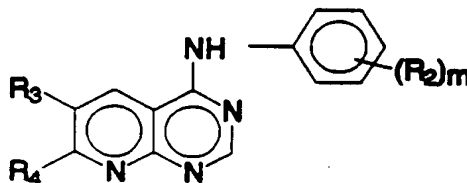
30. Another preferred form of the invention has X = NH, n = 0 or 1, in which case R<sup>1</sup> = H, the

-19-

aromatic ring phenyl optionally substituted, A, B & D carbon, with E nitrogen, and R<sup>3</sup> or R<sup>4</sup> lower mono or dialkylamino, with the other one lower alkoxy.

5 31. Another preferred form of the invention has X = NH, n = 0 or 1, in which case R<sup>1</sup> = H, the aromatic ring phenyl optionally substituted, A, B & D carbon, with E nitrogen and R<sup>4</sup> lower mono or dialkylamino, with R<sup>3</sup> hydroxy.

10 A suitable ring structure for groups 22-31 is:



15 32. Another preferred form of the invention has X = NH, n = 0 or 1, in which case R<sup>1</sup> = H, the aromatic ring phenyl optionally substituted, A, B & D carbon, with E nitrogen, and R<sup>3</sup> and R<sup>4</sup> taken together are dioxymethylene, dioxyethylene, 2,3-fused piperazine, 2,3-fused morpholine or 2,3-fused thiomorpholine.

20 33. Another preferred form of the invention has X = NH, n = 0, the aromatic ring phenyl optionally substituted, A & D carbon, with B and E nitrogen and R<sup>4</sup> lower alkoxy.

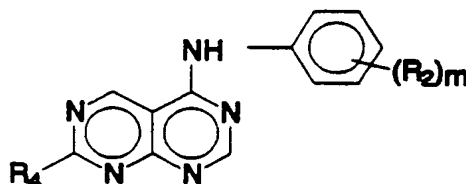
-20-

34. Another preferred form of the invention has  $X = NH$ ,  $n = 0$ , the aromatic ring phenyl optionally substituted, A & D carbon, with B and E nitrogen and  $R^4$  lower mono or dialkylamino.

5 35. Another preferred form of the invention has  $X = NH$ ,  $n = 0$ , the aromatic ring phenyl optionally substituted, A & D carbon, with B and E nitrogen and  $R^4$  amino.

10 36. Another preferred form of the invention has  $X = NH$ ,  $n = 0$ , the aromatic ring phenyl optionally substituted, A & D carbon, with B and E nitrogen and  $R^4$  hydrazino.

A suitable ring structure for groups 33-36 is:



15 37. Another preferred form of the invention has  $X = NH$ ,  $n = 0$ , the aromatic ring phenyl optionally substituted, B & D carbon, with A and E nitrogen and  $R^3$  and  $R^4$  lower alkoxy.

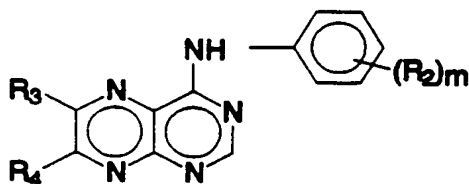
20 38. Another preferred form of the invention has  $X = NH$ ,  $n = 0$ , the aromatic ring phenyl optionally substituted, B & D carbon, with A and E nitrogen and  $R^3$  and  $R^4$  lower mono or dialkylamino.

-21-

39. Another preferred form of the invention has  $X = NH$ ,  $n = 0$ , the aromatic ring phenyl optionally substituted, B & D carbon, with A and E nitrogen and  $R^3$  or  $R^4$  lower alkoxy, with the other lower mono or dialkylamino.

40. Another preferred form of the invention has  $X = NH$ ,  $n = 0$ , the aromatic ring phenyl optionally substituted, B & D carbon, with A and E nitrogen and  $R^3$  and  $R^4$  taken together are ethylenedioxy, 2,3-fused piperazine, 2,3-fused morpholine or 2,3-fused thiomorpholine.

A suitable ring structure for groups 37-40 is:



41. Another preferred form of the invention has  $X = NH$ ,  $n = 0$  or 1, in which case  $R^1 = H$ , the aromatic ring phenyl optionally substituted, and either A and B taken together are a sulfur atom, with D & E carbon, or A & B are carbon with D and E taken together as a sulfur atom, with  $R^4$  or  $R^3$  H, lower alkyl, lower alkoxy, amino, or lower mono or dialkylamino.

42. Another preferred form of the invention has  $X = NH$ ,  $n = 0$  or 1, in which case  $R^1 = H$ , the

-22-

aromatic ring phenyl optionally substituted, and either A and B taken together are an oxygen atom, with D & E carbon, or A & B are carbon with D and E taken together as an oxygen atom, with R<sup>4</sup> or R<sup>3</sup> H, lower alkyl, lower alkoxy, amino, or lower mono or dialkylamino.

43. Another preferred form of the invention has X = NH, n = 0 or 1, in which case R<sup>1</sup> = H, the aromatic ring phenyl optionally substituted, and either A and B taken together are a nitrogen atom, with D & E carbon, or A & B are carbon with D and E taken together as a nitrogen atom, with R<sup>4</sup> or R<sup>3</sup> H, lower alkyl, lower alkoxy, amino, or lower mono or dialkylamino.

44. Another preferred form of the invention has X = NH, n = 0 or 1, in which case R<sup>1</sup> = H, the aromatic ring phenyl optionally substituted, and either A and B taken together are a sulfur atom with D carbon and E nitrogen, or D and E taken together are a sulfur atom, and A is nitrogen and B is carbon, with R<sup>3/4</sup> H, lower alkyl, lower alkoxy, amino, or lower mono or dialkylamino.

45. Another preferred form of the invention has X = NH, n = 0 or 1, in which case R<sup>1</sup> = H, the aromatic ring phenyl optionally substituted, and either A and B taken together are an oxygen atom with D carbon and E nitrogen, or D and E taken together are an oxygen atom, and A is nitrogen and B is carbon, with R<sup>3/4</sup> H, lower alkyl, lower alkoxy, amino, or lower mono or dialkylamino.



-23-

46. Another preferred form of the invention has  $X = NH$ ,  $n = 0$  or  $1$ , in which case  $R^1 = H$ , the aromatic ring phenyl optionally substituted, A and B taken together are a nitrogen atom, and D is carbon and E is nitrogen, with  $R^{3/6}$  H, or lower alkyl, and  $R^4$  H, lower alkyl, lower alkoxy, amino, or lower mono or dialkylamino.

47. Another preferred form of the invention has  $X = NH$ ,  $n = 0$  or  $1$ , in which case  $R^1 = H$ , the aromatic ring phenyl optionally substituted, and either A and B taken together are an oxygen atom with D nitrogen and E carbon, or A and B taken together are a carbon atom with D nitrogen and E oxygen, with  $R^{3/6}$  H, lower alkyl, lower alkoxy, amino, or lower mono or dialkylamino.


48. Another preferred form of the invention has  $X = NH$ ,  $n = 0$  or  $1$ , in which case  $R^1 = H$ , the aromatic ring phenyl optionally substituted, and either A and B taken together are a sulfur atom with D nitrogen and E carbon, or A and B taken together are a carbon atom with D nitrogen and E sulfur, with  $R^{3/6}$  H, lower alkyl, lower alkoxy, amino, or lower mono or dialkylamino.

49. Another preferred form of the invention has  $X = NH$ ,  $n = 0$  or  $1$ , in which case  $R^1 = H$ , the aromatic ring phenyl optionally substituted, and either A and B taken together are a nitrogen atom with D nitrogen and E carbon, or A and B taken together are a carbon atom with D and E nitrogen atoms, with  $R^{3/6}$  H or lower alkyl if on nitrogen, or H, lower alkyl,

-24-

lower alkoxy, amino, or lower mono or dialkylamino if on carbon.

Other suitable ring structures are:



Where Z = nitrogen, oxygen or sulfur

The compounds of the present invention are prepared according to a number of alternative reaction sequences.

#### Preparative Routes to Compounds of the Invention

##### Scheme 1 - Route for Preferred Groups 1-5, R<sup>4</sup> = H

Displacement of the 2-chloro of 2,6-dichloro-3-nitropyridine is carried out by cuprous cyanide in NMP. Displacement of the second chlorine of this nitrile by fluoride at this step can be advantageous. This is followed by a mild reduction of the nitro group, under conditions where the halogen is not hydrogenolysed. Hydrolysis of the nitrile followed by orthoformate cyclization, and Vilsmeier-type chlorination will give the dihalopyridopyrimidine. Displacement of the more reactive 4-chlorine with an appropriate amine is followed by displacement of the 6-halogen with the appropriate nucleophile, ammonia, lower alkylamine, hydrazine, methoxide, to form the final products. (NMP is a solvent, N-methyl-2-pyrrolidone).

-25-

1. A preferred form of the invention has X = NH, n = 0 or 1, in which case R<sup>1</sup> = H, the aromatic ring phenyl optionally substituted, B, D & E carbon, with A nitrogen and R<sup>3</sup> or R<sup>4</sup> H, with the other one  
5 lower alkoxy or halogen.

2. Another preferred form of the invention has X = NH, n = 0 or 1, in which case R<sup>1</sup> = H, the aromatic ring phenyl optionally substituted, B, D & E  
10 carbon, with A nitrogen and R<sup>3</sup> or R<sup>4</sup> H, with the other one amino.

3. Another preferred form of the invention has X = NH, n = 0 or 1, in which case R<sup>1</sup> = H, the aromatic ring phenyl optionally substituted, B, D & E  
15 carbon, with A nitrogen and R<sup>3</sup> or R<sup>4</sup> H, with the other one lower mono or dialkylamino.

4. Another preferred form of the invention has X = NH, n = 0 or 1, in which case R<sup>1</sup> = H, the aromatic ring phenyl optionally substituted, B, D & E  
20 carbon, with A nitrogen and R<sup>3</sup> or R<sup>4</sup> H, with the other one hydrazino.

5. Another preferred form of the invention has X = NH, n = 0 or 1, in which case R<sup>1</sup> = H, the aromatic ring phenyl optionally substituted, B, D & E  
25 carbon, with A nitrogen and R<sup>3</sup> or R<sup>4</sup> H, with the other one lower alkyl.

**Scheme 2 -**  
**Route to Preferred Groups 1-5, R<sup>3</sup> = H**

30 Displacement of chlorine from 2-chloro-3,5-dinitropyridine is accomplished with CuCN in NMP.

-26-

Reduction of the nitro groups to amines is followed by hydrolysis of the nitrile to an amide. This is cyclized to the pyrimidone with orthoformate, which is converted to the chloride by POCl<sub>3</sub>, or possibly turned  
5 into the thiomethyl derivative by treatment with phosphorus pentasulfide followed by MeI and a mild base. Displacement with the appropriate amine gives the desired 7-amino compound. The amine functionality can be reductively alkylated or activated by  
10 diazotisation of the amino group under acidic or basic conditions, followed by a reduction to the hydrazide, or conversion into a lower alkyl ether, or to a halogen followed by a cuprate or Stille coupling by methods familiar to those skilled in the art.  
15 Alternatively, the amine can be reductively aminated, or acylated and reduced to form the alkylamino side chain.

**Scheme 3 -**  
**Route to Preferred Groups 6 and 8-10 where R<sup>1</sup> = RO**

20 The known metalation of 2,6-difluoropyridine is exploited twice. LDA treatment followed by a borate/hydrogen peroxide introduces the 3-hydroxy substituent. If the pyridine undergoes the 2nd  
25 metalation at the 4 position, the alcohol can be protected as a TIPS (triisopropyl silyl) ether, which will force the second metalation to the 5-position. Alternative nitrations may be used, such as converting the lithium intermediate to a stannane and treatment  
30 with tetranitromethane, or the use of NO<sub>2</sub>BF<sub>4</sub> (nitronium tetrafluoroborate). The C<sub>1</sub> displacement may be effected by cuprous cyanide or other sources of cyanide ion. After nitrile hydrolysis and nitro group reduction, ethyl orthoformate may be used instead of

-27-

formamide for the cyclization, and it may be that some cyclizations will require displacement of F by MeS prior to the reaction. The 4-position is activated by chlorination, and the sidechain amine is then introduced. The final displacement can be by alkoxide or amine nucleophiles to generate the various dialkoxy and amino-alkoxy species, and the appropriate use of R can allow the 7-hydroxyl group to be unmasked at the end of the synthesis. (LDA means lithium diisopropyl amide).

6. Another preferred form of the invention has  $X = NH$ ,  $n = 0$  or  $1$ , in which case  $R^1 = H$ , the aromatic ring phenyl optionally substituted, B, D & E carbon, with A nitrogen and  $R^3$  and  $R^4$  lower alkoxy.

8. Another preferred form of the invention has  $X = NH$ ,  $n = 0$  or  $1$ , in which case  $R^1 = H$ , the aromatic ring phenyl optionally substituted, B, D & E carbon, with A nitrogen, and  $R^3$  or  $R^4$  amino, with the other one lower alkoxy.

9. Another preferred form of the invention has  $X = NH$ ,  $n = 0$  or  $1$ , in which case  $R^1 = H$ , the aromatic ring phenyl optionally substituted, B, D & E carbon, with A nitrogen, and  $R^3$  or  $R^4$  lower mono or dialkylamino, with the other one lower alkoxy.

10. Another preferred form of the invention has  $X = NH$ ,  $n = 0$  or  $1$ , in which case  $R^1 = H$ , the aromatic ring phenyl optionally substituted, B, D & E carbon, with A nitrogen and  $R^3$  lower mono or dialkylamino, with  $R^4$  hydroxy.

Scheme 4 - Route to Preferred Group 7

Use of the 6-alkylquinaldic acid followed by ionic bromination under forcing conditions gives an anhydride, which is opened with ammonia, recycled to the imide, and then the Hoffman degradation occurs at the less active carbonyl. Cyclization and ring side chain addition in the normal manner is followed by a Stille coupling to introduce the R<sup>4</sup> alkyl group. At this step alkenyl or aryl substituents could also be introduced using this coupling technology.

7. Another preferred form of the invention has X = NH, n = 0 or 1, in which case R<sup>1</sup> = H, the aromatic ring phenyl optionally substituted, B, D & E carbon, with A nitrogen and R<sup>3</sup> and R<sup>4</sup> lower alkyl.

Scheme 5 - Route to Preferred Groups 8, 9, R<sup>3</sup> = OR

Dinitration of 2,6-dihydroxypyridine is followed by conversion to the very reactive dichlorocompound. The dinitrodichloropyridine is singly displaced by cuprous cyanide in NMP, and then the compound is reduced under mild conditions to the diamine. The nitrile is hydrolysed to the amide, which can then be cyclized to the pyridopyrimidone, which is 4-chlorinated in the usual fashion. Displacement of the more reactive chlorine with the 4-sidechain is followed by displacement of the 6-chlorine with alkoxid. For group 9, the amine should be alkylated appropriately by methods familiar to one skilled in the art.

Scheme 6 - Route to Preferred Group 11

Compounds of preferred group 11 are specialized cases of preferred groups 6, 8, 9 and 10, where R<sup>3</sup> and R<sup>4</sup> are cyclized together. They can be made using the same routes as those described for the preferred groups, with minor modifications, which will be obvious to one skilled in the art. For example vicinally substituted alkoxy amino compounds can be dealkylated, and the corresponding vicinal aminoalcohols can be bisalkylated with an appropriate dihaloalkane.

11. Another preferred form of the invention has X = NH, n = 0 or 1, in which case R<sup>1</sup> = H, the aromatic ring phenyl optionally substituted, B, D & E carbon, with A nitrogen, and R<sup>3</sup> and R<sup>4</sup> taken together are dioxymethylene, dioxyethylene, 2,3-fused piperazine, 2,3-fused morpholine or 2,3-fused thiomorpholine.

Scheme 7 - Route for Preferred Groups 12-16

2,4-Diamino-5-cyanopyridine can be cyclized directly to many 4-benzylaminopyridopyrimidine derivatives by treatment with the benzylamine and formic acid at high temperature. For less nucleophilic amines 2,4-diamino-5-cyanopyridine is converted via ethyl orthoformate/acetic anhydride treatment, followed by cyclization with hydrosulfide ion in anhydrous conditions, to give 7-amino-4-thiono-3H-pyrido[4,3-d]pyrimidine. S-Alkylation and displacement with an appropriate amine gives the desired product. If R<sup>4</sup> is not amino, the amine can be

-30-

acylated, or reductively alkylated. Alternatively  
2,4-diamino-5-cyanopyridine can be hydrolysed to the  
corresponding amide, and this species can be cyclized  
to 7-amino-4-oxo-3H-pyrido[4,3-d]pyrimidine with  
5 orthoformate. Diazotization of the 7-amine and  
replacement with fluorine allows for introduction of  
other amine and alkoxide nucleophiles at the end of  
the synthesis after the C4 substituent has been  
introduced in the usual manner. Diazotization and  
10 replacement of the amine with bromide allows for  
Stille couplings at the 7-position.

12. Another preferred form of the invention  
has  $X = NH$ ,  $n = 0$  or  $1$ , in which case  $R^1 = H$ , the  
aromatic ring phenyl optionally substituted, A, D & E  
15 carbon, with B nitrogen and  $R^4$  lower alkoxy or  
halogen.

13. Another preferred form of the invention  
has  $X = NH$ ,  $n = 0$  or  $1$ , in which case  $R^1 = H$ , the  
aromatic ring phenyl optionally substituted, A, D & E  
20 carbon, with B nitrogen and  $R^4$  amino.

14. Another preferred form of the invention  
has  $X = NH$ ,  $n = 0$  or  $1$ , in which case  $R^1 = H$ , the  
aromatic ring phenyl optionally substituted, A, D & E  
carbon, with B nitrogen and  $R^4$  lower mono or  
25 dialkylamino.

15. Another preferred form of the invention  
has  $X = NH$ ,  $n = 0$  or  $1$ , in which case  $R^1 = H$ , the  
aromatic ring phenyl optionally substituted, A, D & E  
carbon, with B nitrogen and  $R^4$  hydrazino.



-31-

16. Another preferred form of the invention has  $X = NH$ ,  $n = 0$  or  $1$ , in which case  $R^1 = H$ , the aromatic ring phenyl optionally substituted, A, C & E carbon, with B nitrogen and  $R^4$  lower alkyl.

5 Scheme 8 - Route for Preferred Groups 17-21

2-Chloro-5-nitropyridine is converted to the corresponding 2-fluorocompound by KF in DMSO. Reduction of the nitro group followed by treatment with Boc anhydride gives the Bocamino derivative, which can be metalated and carboxylated at the 4-  
10 position. Removal of the Boc with TFA and cyclization of the pyrimidone ring with formamide gives 6-fluoro-4-oxo-3H-pyrido[3,4-d]pyrimidine. This is 4-chlorinated in the usual manner and the 4-sidechain is  
15 introduced via displacement with an appropriate amine. Displacement of the 6-fluorine with appropriate nucleophiles leads to various different final products. If the fluorine is displaced by thiomethoxide, that in turn can be displaced by alkyl  
20 groups in Ni-catalyzed Grignard displacements.

17. Another preferred form of the invention has  $X = NH$ ,  $n = 0$  or  $1$ , in which case  $R^1 = H$ , the aromatic ring phenyl optionally substituted, A, B & E  
25 carbon, with D nitrogen and  $R^3$  lower alkoxy or halogen.

18. Another preferred form of the invention has  $X = NH$ ,  $n = 0$  or  $1$ , in which case  $R^1 = H$ , the aromatic ring phenyl optionally substituted, A, B & E  
30 carbon, with D nitrogen and  $R^3$  amino.

-32-

19. Another preferred form of the invention has  $X = NH$ ,  $n = 0$  or  $1$ , in which case  $R^1 = H$ , the aromatic ring phenyl optionally substituted, A, B & E carbon, with D nitrogen and  $R^3$  lower mono or dialkylamino.

20. Another preferred form of the invention has  $X = NH$ ,  $n = 0$  or  $1$ , in which case  $R^1 = H$ , the aromatic ring phenyl optionally substituted, A, B & E carbon, with D nitrogen and  $R^3$  hydrazino.

21. Another preferred form of the invention has  $X = NH$ ,  $n = 0$  or  $1$ , in which case  $R^1 = H$ , the aromatic ring phenyl optionally substituted, A, B & E carbon, with D nitrogen and  $R^3$  lower alkyl.

Scheme 9 - Route to Preferred Groups 22-26,  $R^4 = H$

Nitration of 2-methoxynicotinic acid is followed by displacement of the activated methoxy group and cyclization of the pyrimidone ring, possibly all in one step with formamidine, or alternatively in two steps with ammonia followed by cyclization with a formamide equivalent. The carbonyl is converted to the chloride and displaced with the sidechain in the usual fashion, and the nitro group is then selectively reduced to amino. This can be alkylated, acylated or diazotized. The diazo compound can be converted to hydroxy or to the bromide or iodide, and these latter can undergo a Stille coupling to introduce lower alkyl, alkenyl, aryl, etc. at  $R^3$ .

22. Another preferred form of the invention has  $X = NH$ ,  $n = 0$  or  $1$ , in which case  $R^1 = H$ , the

-33-

aromatic ring phenyl optionally substituted, A, B & D carbon, with E nitrogen and R<sup>3</sup> or R<sup>4</sup> H, with the other one lower alkoxy.

5 23. Another preferred form of the invention has X = NH, n = 0 or 1, in which case R<sup>1</sup> = H, the aromatic ring phenyl optionally substituted, A, B & D carbon, with E nitrogen and R<sup>3</sup> or R<sup>4</sup> H, with the other one amino.

10 24. Another preferred form of the invention has X = NH, n = 0 or 1, in which case R<sup>1</sup> = H, the aromatic ring phenyl optionally substituted, A, B & D carbon, with E nitrogen and R<sup>3</sup> or R<sup>4</sup> H, with the other one lower mono or dialkylamino.

15 25. Another preferred form of the invention has X = NH, n = 0 or 1, in which case R<sup>1</sup> = H, the aromatic ring phenyl optionally substituted, A, B & D carbon, with E nitrogen and R<sup>3</sup> or R<sup>4</sup> H, with the other one hydrazino.

20 26. Another preferred form of the invention has X = NH, n = 0 or 1, in which case R<sup>1</sup> = H, the aromatic ring phenyl optionally substituted, A, B & D carbon, with E nitrogen and R<sup>3</sup> or R<sup>4</sup> H, with the other one lower alkyl.

Scheme 10 - Route to Preferred Groups 22-26, R<sup>3</sup> = H

25 This route uses the known metalation and carboxylation of 2,6-difluoropyridine, followed by displacement of the 2-fluoro substituent. Cyclization of the pyrimidone ring with formamide, followed by

-34-

conversion of the carbonyl into chloride in a normal manner gives a chlorofluoropyridopyrimidine. The ar(alk)ylamino sidechain is introduced by displacement of the more reactive pyrimidine chlorine, and the R<sup>4</sup> substituent is then introduced by fluoride displacement. The introduction of alkyl utilizes displacement of F by alkoxide, later ether cleavage to the pyridone, O-triflation and Stille coupling.

10 **Scheme 11 -**  
**Route to Preferred Groups 27 and 29-31, R<sup>3</sup> = RO**

15 This scheme relies on the metalation of 2,6-difluoropyridine similarly to scheme 10. The first metalation is used to introduce oxygen, and the second to introduce the carboxylic acid. If required to force the second metalation to the 5-position the oxygen may be protected as the very bulky TIPS ether, and stronger bases than LDA may be required. Ammonia is introduced at the 2-position under high temperature and pressure, and the pyridone ring is cyclized, and  
20 activated at the 4-position in the usual manner and then displaced with the 4-position sidechain. Displacement of the 7-fluoro substituent with an appropriate nucleophile, followed by conversions as described in previous schemes finishes the synthesis.

25 27. Another preferred form of the invention has X = NH, n = 0 or 1, in which case R<sup>1</sup> = H, the aromatic ring phenyl optionally substituted, A, B & D carbon, with E nitrogen and R<sup>3</sup> and R<sup>4</sup> lower alkoxy.

30 29. Another preferred form of the invention has X = NH, n = 0 or 1, in which case R<sup>1</sup> = H, the aromatic ring phenyl optionally substituted, A, B & D

-35-

carbon, with E nitrogen, and R<sup>3</sup> or R<sup>4</sup> amino, with the other one lower alkoxy.

30. Another preferred form of the invention has X = NH, n = 0 or 1, in which case R<sup>1</sup> = H, the aromatic ring phenyl optionally substituted, A, B & D carbon, with E nitrogen, and R<sup>3</sup> or R<sup>4</sup> lower mono or dialkylamino, with the other one lower alkoxy.

31. Another preferred form of the invention has X = NH, n = 0 or 1, in which case R<sup>1</sup> = H, the aromatic ring phenyl optionally substituted, A, B & D carbon, with E nitrogen and R<sup>4</sup> lower mono or dialkylamino, with R<sup>3</sup> hydroxy.

**Scheme 12 - Route to Preferred Group 28**

5-Bromo-2,6-difluoronicotinic acid is prepared from 2,6-difluoropyridine by successive lithiations using LDA. The 5-position is alkylated via a Stille coupling, and the pyrimidone ring is cyclized on in two steps. The 4-substituent is introduced in the usual fashion and the 7-fluoro group is displaced with thiomethoxide. This thioether in turn is displaced by a Grignard agent in the presence of a nickel salt catalyst. Again use of appropriate organometallic reagents in the Stille and Grignard couplings could lead to alkenyl, alkynyl and aryl substituents at R<sup>3</sup> and R<sup>4</sup>.

28. Another preferred form of the invention has X = NH, n = 0 or 1, in which case R<sup>1</sup> = H, the aromatic ring phenyl optionally substituted, A, B & D carbon, with E nitrogen and R<sup>3</sup> and R<sup>4</sup> lower alkyl.

**SUBSTITUTE SHEET (RULE 26)**

-36-

Scheme 13 - Route to Preferred Groups 29 and 30, R<sup>1</sup> = RO

5 Nitration of the commercially available dichloronicotinic acid is followed by a selective displacement of the more reactive Cl under mild conditions, followed by a more forcing displacement of the other Cl, in the appropriate order. The resulting 6-alkoxy-2-amino-5-nitronicotinic acid is cyclized to the pyrimidone, and the 4-carbonyl is converted to a chloride and displaced in the usual fashion with an appropriate amine to give the 4-amino-7-alkoxy-6-nitropyrido[2,3-d]pyrimidine. Reduction of the nitro group, followed by any desired alkylation or acylation gives the desired compounds.

Scheme 14 - Route to Preferred Group 32

15 Compounds of group 32 are specialized cases of preferred groups 27, 29, 30 and 31, where R<sup>3</sup> and R<sup>4</sup> are cyclized together. They can be made using the same routes as those described for these preferred groups with minor modifications. For example, 20 vicinally substituted alkoxy amino compounds can be dealkylated, and the corresponding vicinal amino alcohols can be bisalkylated with an appropriate dihaloalkane. Piperazines can be made by the route shown in Scheme 13, provided that a suitable amine 25 nucleophile is used to displace the 6-chloro substituent instead of an alkoxide.

32. Another preferred form of the invention has X = NH, n = 0 or 1, in which case R<sup>1</sup> = H, the aromatic ring phenyl optionally substituted, A, B & D 30 carbon, with E nitrogen, and R<sup>3</sup> and R<sup>4</sup> taken together are dioxymethylene, dioxyethylene, 2,3-fused

**SUBSTITUTE SHEET (RULE 26)**

-37-

piperazine, 2,3-fused morpholine or 2,3-fused thiomorpholine.

Scheme 15 - Route to Preferred Groups 33-36

5 Reaction of a suitable S-alkylisothiuronium salt with methoxymethylidene malononitrile yields a fully functionalized pyrimide precursor. The initially formed pyrimidine can have the SET displaced by R<sup>4</sup> either before or after the nitrile hydrolysis, if displacement or oxidation prove problematic later.

10 Displacement of the SET group can also be achieved without an oxidation to activate the sulfur. Cyclization of the second pyrimidine ring is followed by activation of the 4-carbonyl by thiation and alkylation. Even if the 7-thio group has not been

15 displaced at this point, introduction of the 4-amino sidechain occurs preferentially.

20 33. Another preferred form of the invention has X = NH, n = 0, the aromatic ring phenyl optionally substituted, A & D carbon, with B and E nitrogen and R<sup>4</sup> lower alkoxy.

34. Another preferred form of the invention has X = NH, n = 0, the aromatic ring phenyl optionally substituted, A & D carbon, with B and E nitrogen and R<sup>4</sup> lower mono or dialkylamino.

25 35. Another preferred form of the invention has X = NH, n = 0, the aromatic ring phenyl optionally substituted, A & D carbon, with B and E nitrogen and R<sup>4</sup> amino.

36. Another preferred form of the invention has  $X = NH$ ,  $n = 0$ , the aromatic ring phenyl optionally substituted, A & D carbon, with B and E nitrogen and  $R^4$  hydrazino.

5 Scheme 16 - Route to Preferred Groups 37-40

The pterine nucleus is made by well-established procedure. For group 37, the pterindione intermediate can be O-alkylated, and for it, and the other groups, the pterindione can be converted to the trichloropterin, and selective displacements can be carried out on the halogens in an order appropriate to give the desired compound.

10 37. Another preferred form of the invention has  $X = NH$ ,  $n = 0$ , the aromatic ring phenyl optionally substituted, B & D carbon, with A and E nitrogen and  $R^3$  and  $R^4$  lower alkoxy.

15 38. Another preferred form of the invention has  $X = NH$ ,  $n = 0$ , the aromatic ring phenyl optionally substituted, B & D carbon, with A and E nitrogen and  $R^3$  and  $R^4$  lower mono or dialkylamino.

20 39. Another preferred form of the invention has  $X = NH$ ,  $n = 0$ , the aromatic ring phenyl optionally substituted, B & D carbon, with A and E nitrogen and  $R^3$  or  $R^4$  lower alkoxy, with the other lower mono or dialkylamino.

25 40. Another preferred form of the invention has  $X = NH$ ,  $n = 0$ , the aromatic ring phenyl optionally substituted, B & D carbon, with A and E nitrogen and



-39-

R<sup>3</sup> and R<sup>4</sup> taken together are ethylenedioxy, 2,3-fused piperazine, 2,3-fused morpholine or 2,3-fused thiomorpholine.

**Scheme 17 -**

5 **Route to Preferred Groups 41 [3,2-d] ring fusion**

3,H-Thieno[3,2-d]pyrimid-4-one can be made by standard chemistry from commercially available ethyl 3-aminothiophene carboxylate and formamide. Conversion of the carbonyl to chloride by standard  
10 techniques followed by displacement with an appropriate amine gives the desired thieno[3,2-d]pyrimidines. If R<sup>4</sup> is not H, an appropriate electrophile, for example nitro for amine based or diazotization derived substituents, or Br for Stille  
15 coupled final products, can be introduced either at the stage shown or an earlier stage, and then be converted to R<sup>4</sup>, by reduction and amination for example or by Stille coupling, or other methods known to those skilled in the art. [This technique follows also for  
20 all of the following preferred categories which have the possibility of substitution on R<sup>3</sup> or R<sup>4</sup>, as they are all contain electron rich five membered rings which can be readily manipulated by electrophilic aromatic substitution.] (DMSO is dimethyl sulfoxide).

25 41. Another preferred form of the invention has X = NH, n = 0 or 1, in which case R<sup>1</sup> = H, the aromatic ring phenyl optionally substituted, and either A and B taken together are a sulfur atom, with D & E carbon, or A & B are carbon with D and E taken  
30 together as a sulfur atom, with R<sup>4</sup> or R<sup>3</sup> H, lower alkyl, lower alkoxy, amino, or lower mono or dialkylamino.

**Scheme 18 -**  
**Route to Preferred Groups 41 [2,3-d] ring fusion**

Thieno[2,3-d]pyrimid-4-one is built up by the Gewald synthesis from 2,5-dihydroxy-1,4-dithiane and ethyl cyanoacetate, followed by formamide cyclization. Conversion of the carbonyl to chloride by standard techniques followed by displacement with an appropriate amine gives the desired thieno[2,3-d]pyrimidines.

**10** **Scheme 19 -**  
**Route to Preferred Groups 42 [3,2-d] ring fusion**

The [3,2-d] ring fusion compounds are obtained from 3-bromofurfural as shown above in Scheme A. Displacement of the bromide by azide, followed by oxidation of the aldehyde sets up the basic aminofuroic acid needed to fuse on the pyrimidine ring. The annulation shown can be used, or by manipulating which acid derivative is actually used, one could use a variety of other ring annulations, and subsequent activations of the 4-position if required.

42. Another preferred form of the invention has  $X = NH$ ,  $n = 0$  or  $1$ , in which case  $R^1 = H$ , the aromatic ring phenyl optionally substituted, and either A and B taken together are an oxygen atom, with D & E carbon, or A & B are carbon with D and E taken together as an oxygen atom, with  $R^4$  or  $R^3 = H$ , lower alkyl, lower alkoxy, amino, or lower mono or dialkylamino.

-41-

Scheme 20 -  
Route to Preferred Groups 42 [2,3-d] ring fusion

Reaction of 6-chloro-4-methylthiopyrimidine with LDA followed by DMF gives the corresponding 5-  
5 aldehyde, which is treated with the sodium salt of an appropriate glycollate ester, displacing chlorine, and in situ forming the furan ring by intramolecular aldol condensation. Cleavage of the ester and  
10 decarboxylation of the unwanted 7-acid functionality may be done in a single reaction with a good nucleophile in a dipolar aprotic solvent at high temperature, or in separate saponification and Cu /quinoline decarboxylation steps. Displacement of the  
15 4-methylthio group by an appropriate amine gives the desired furano[2,3-d]pyrimidines.

Scheme 21 -  
Route to Preferred Groups 43 [2,3-d] ring fusion

To make the pyrrolo[2,3-d]pyrimidine a  
20 pyrimidine ring is cyclized onto the cyano amino-pyrrole using known techniques as shown in scheme B above. Activation and displacement of the thiol by the side chain can be preceded or followed by the optional electrophilic substitution of the pyrrole ring.

25 43. Another preferred form of the invention has  $X = NH$ ,  $n = 0$  or  $1$ , in which case  $R^1 = H$ , the aromatic ring phenyl optionally substituted, and either A and B taken together are a nitrogen atom, with D & E carbon, or A & B are carbon with D and E  
30 taken together as a nitrogen atom, with  $R^4$  or  $R^3 H$ ,

SUBSTITUTE SHEET (RULE 26)

-42-

lower alkyl, lower alkoxy, amino, or lower mono or dialkylamino.

**Scheme 22 -**  
**Route to Preferred Groups 43 [3,2-d] ring fusion**

5                   The preparation of the pyrrolo[3,2-  
d]pyrimidine exploits the known condensation of  
orthoformate with the acidified 4-methyl group of 6-  
pyrimidones to form the pyrrolopyrimidine as shown  
above. The side chain can be put on by standard  
10 techniques such as in Scheme 1, and the R<sup>4</sup> substituent  
can be introduced by standard electrophilic chemistry  
as described above.

**Scheme 23 -**  
**Route to Preferred Groups 44 [5,4-d] ring fusion**

15                   Condensation of dithioformic acid with 2-  
aminomalononitrile in the presence of a dehydrating  
agent such as PPA gives 5-amino-4-cyanothiazole.  
Reaction of this with orthoformate, followed by  
treatment with MeSNa gives a thiazolo[5,4-d]pyrimidine  
20 derivative, which on treatment with an appropriate  
amine give the desired compounds.

44. Another preferred form of the invention  
has X = NH, n = 0 or 1, in which case R<sup>1</sup> = H, the  
aromatic ring phenyl optionally substituted, and  
25 either A and B taken together are a sulfur atom with D  
carbon and E nitrogen, or D and E taken together are a  
sulfur atom, and A is nitrogen and B is carbon, with  
R<sup>3/4</sup> H, lower alkyl, lower alkoxy, amino, or lower mono  
or dialkylamino.

**SUBSTITUTE SHEET (RULE 26)**

-43-

**Scheme 24 -**  
**Route to Preferred Groups 44 [4,5-d] ring fusion**

Reaction of N-cyanobismethylthiomethyl-  
eneimine with ethyl thioglycollate gives ethyl 2-  
5 methylthio-4-aminothiazole-5-carboxamide. Cyclization  
with formamide or equivalent, followed by desulfuriza-  
tion of the methylthio gives a thiazolopyrimidone,  
which can be activated by Vilsmeier reagent, and the  
chloride displaced by the desired amine to give the  
10 desired thiazolo[4,5-d]pyrimidine derivatives as shown  
above.

**Scheme 25 -**  
**Route to Preferred Groups 45 [5,4-d] ring fusion**

The known 5-amino-4-cyanooxazole is treated  
15 with ethyl orthoformate/acetic anhydride, and is then  
reacted with MeSNa to give 4-methylthiooxazolo[5,4-  
d]pyrimidine, which on displacement with the  
appropriate amine gives the desired oxazolo[5,4-  
d]pyrimidines as shown above.

20 45. Another preferred form of the invention  
has  $X = NH$ ,  $n = 0$  or  $1$ , in which case  $R^1 = H$ , the  
aromatic ring phenyl optionally substituted, and  
either A and B taken together are an oxygen atom with  
D carbon and E nitrogen, or D and E taken together are  
25 an oxygen atom, and A is nitrogen and B is carbon,  
with  $R^{3/4} = H$ , lower alkyl, lower alkoxy, amino, or  
lower mono or dialkylamino.

**Scheme 26 -**  
**Route to Preferred Groups 45 [4,5-d] ring fusion**

5 Diazotization of the known 5-amino-4,6-  
dichloropyrimidine, followed by dilute sulfuric acid  
treatment give the corresponding 5-hydroxy compound.  
One of the chlorines is displaced with ammonia, and  
the oxazole ring is annulated with formic acid or an  
appropriate equivalent. Displacement of the other  
10 chlorine with an appropriate amine gives the desired  
oxazolo[4,5-d]pyrimidines as shown above

**Scheme 27 - Route to Preferred Groups 46**

15 These compounds can be made by  
straightforward displacement of halogen on appropriate  
6-chloropurines, by means well documented in the art.  
R<sup>3</sup> substituents can be introduced via facile  
electrophilic substitutions at the activated 8-  
position of the purine nucleus, followed by the types  
of transformation discussed in previous examples.

20 46: Another preferred form of the invention  
has X = NH, n = 0 or 1, in which case R<sup>1</sup> = H, the  
aromatic ring phenyl optionally substituted, A and B  
taken together are a nitrogen atom, and D is carbon  
and E is nitrogen, with R<sup>3/6</sup> H, or lower alkyl, and R<sup>4</sup>  
25 H, lower alkyl, lower alkoxy, amino, or lower mono or  
dialkylamino.

**Scheme 28 -**  
**Route to Preferred Groups 47 [5,4-d] ring fusion**

Reaction of 6-chloro-4-methylthiopyrimidine  
with LDA followed by DMF gives the corresponding 5-

-45-

aldehyde, which is treated with hydroxylamine under mild acidic conditions, and then basic conditions to complete the ring annulation giving 4-methylthioisoxazolo[5,4-d]pyrimidine, which on displacement with an appropriate amine gives the desired isoxazolo[5,4-d]pyrimidine derivatives as shown above.

47. Another preferred form of the invention has  $X = NH$ ,  $n = 0$  or  $1$ , in which case  $R^1 = H$ , the aromatic ring phenyl optionally substituted, and either A and B taken together are an oxygen atom with D nitrogen and E carbon, or A and B taken together are a carbon atom with D nitrogen and E oxygen, with  $R^{3/6}$  H, lower alkyl, lower alkoxy, amino, or lower mono or dialkylamino.

**Scheme 29 -**  
**Route to Preferred Groups 47 [4,5-d] ring fusion**

Reaction of 4,6-dichloro-5-nitropyrimidine with  $CuCN/NMP$  gives the 4-nitrile. Reduction of the nitro group to the corresponding amine is followed by diazotization and treatment with dilute sulfuric acid to give the corresponding 5-hydroxy compound. Reaction of this with  $Me_3Al/NH_4Cl$  gives the amidine which is oxidatively cyclized to 7-amino-4-chloroisoxazolo[4,5-d]pyrimidine. Removal of the amino functionality by diazotization/hypophosphorus acid is followed by displacement of the 4-chlorine with an appropriate amine to give the desired isoxazolo[4,5-d]pyrimidine derivatives as shown above.

Scheme 30 -  
Route to Preferred Groups 48 [5,4-d] ring fusion

5 Reaction of 6-chloro-4-methylthiopyrimidine  
with LDA followed by DMF gives the corresponding 5-  
aldehyde, which is treated sequentially with NaSH, NBS  
and ammonia to complete the ring annulation giving 4-  
methylthioisothiazolo[5,4-d]pyrimidine, which on  
displacement with an appropriate amine gives the  
desired isothiazolo[5,4-d]pyrimidine derivatives as  
10 shown above.

48. Another preferred form of the invention  
has  $X = NH$ ,  $n = 0$  or  $1$ , in which case  $R^1 = H$ , the  
aromatic ring phenyl optionally substituted, and  
either A and B taken together are a sulfur atom with D  
15 nitrogen and E carbon, or A and B taken together are a  
carbon atom with D nitrogen and E sulfur, with  $R^{3/6} = H$ ,  
lower alkyl, lower alkoxy, amino, or lower mono or  
dialkylamino.

20 Scheme 31 -  
Route to Preferred Groups 48 [4,5-d] ring fusion

Reaction of 4,6-dichloro-5-nitropyrimidine  
with  $CuCN/NMP$  gives the 4-nitrile. Reduction of the  
nitro group to the amine is followed by  
diazotization/thiation to give the corresponding 5-  
25 mercapto compound. Reaction of this with  $Me_3Al/NH_4Cl$   
gives the amidine which is oxidatively cyclized with  
NBS to 7-amino-4-chloroisothiazolo[4,5-d]pyrimidine.  
Removal of the amino functionality by  
diazotization/hypophosphorus acid is followed by  
30 displacement of the 4-chlorine with an appropriate



-47-

amine to give the desired isothiazolo[4,3-d]pyrimidine derivatives as shown above.

**Scheme 32 -**

**Route to Preferred Groups 49 [3,4-d] ring fusion**

5                    Reaction of 6-chloro-4-methylthiopyrimidine  
with LDA followed by DMF gives the corresponding 5-  
aldehyde, which is treated with hydrazine to do the  
ring annulation giving 4-methylthiopyrazolo[3,4-  
d]pyrimidine, which on displacement with an  
10                   appropriate amine gives the desired pyrazolo[3,4-  
d]pyrimidine derivatives as shown above.

                  49. Another preferred form of the invention  
has X = NH, n = 0 or 1, in which case R<sup>1</sup> = H, the  
aromatic ring phenyl optionally substituted, and  
15                   either A and B taken together are a nitrogen atom with  
D nitrogen and E carbon, or A and B taken together are  
a carbon atom with D and E nitrogen atoms, with R<sup>3/6</sup> H  
or lower alkyl if on nitrogen, or H, lower alkyl,  
lower alkoxy, amino, or lower mono or dialkylamino if  
20                   on carbon.

**Scheme 33 -**

**Route to Preferred Groups 49 [4,3-d] ring fusion**

                  Nitration of pyrazole-3-carboxylic acid  
followed by reduction gives 4-aminopyrazole-3-  
25                   carboxylic acid. This is cyclized to pyrazolo[4,3-  
d]pyrimid-4-one with formamidine HCl, and replacement  
of the carbonyl with halide by standard procedures,  
followed by displacement of the chloride by an  
appropriate amine yields the desired pyrazolo[4,3-  
30                   d]pyrimidine, as shown above.

Most Preferred Forms of the Invention

1. A most preferred form of the invention is one where  $X = \text{NH}$ ,  $x = 0$ , the aromatic ring is 3-bromophenyl, B, D & E are carbon, A is nitrogen, and  $R^4$  is amino.

2. A most preferred form of the invention is one where  $X = \text{NH}$ ,  $x = 0$ , the aromatic ring is 3-bromophenyl, B, D & E are carbon, A is nitrogen, and  $R^4$  is methylamino.

3. A most preferred form of the invention is one where  $X = \text{NH}$ ,  $x = 0$ , the aromatic ring is 3-bromophenyl, B, D & E are carbon, A is nitrogen, and  $R^4$  is dimethylamino.

4. A most preferred form of the invention is one where  $X = \text{NH}$ ,  $x = 0$ , the aromatic ring is 3-nitrophenyl, A, D & E are carbon, B is nitrogen, and  $R^4$  is amino.

5. A most preferred form of the invention is one where  $X = \text{NH}$ ,  $x = 0$ , the aromatic ring is 3-bromophenyl, A, D & E are carbon, B is nitrogen, and  $R^4$  is amino.

6. A most preferred form of the invention is one where  $X = \text{NH}$ ,  $x = 0$ , the aromatic ring is 4-bromophenyl, A, D & E are carbon, B is nitrogen, and  $R^4$  is amino.

7. A most preferred form of the invention is one where  $X = \text{NH}$ ,  $x = 0$ , the aromatic ring is 3-

-49-

trifluoromethylphenyl, A, D & E are carbon, B is nitrogen, and R<sup>4</sup> is amino.

8. A most preferred form of the invention is one where X = NH, x = 0, the aromatic ring is 3-bromophenyl, A, D & E are carbon, B is nitrogen, and R<sup>4</sup> is acetylamino.

9. A most preferred form of the invention is one where X = NH, x = 1, R<sup>1</sup> = H, the aromatic ring is phenyl, A, D & E are carbon, B is nitrogen.

10. A most preferred form of the invention is one where X = NH, x = 1, R<sup>1</sup> = H, the aromatic ring is phenyl, A, D & E are carbon, B is nitrogen, and R<sup>4</sup> is acetylamino.

11. A most preferred form of the invention is one where X = NH, x = 0, the aromatic ring is 3-bromophenyl, A, B & E are carbon, D is nitrogen, R<sup>3</sup> = Cl.

12. A most preferred form of the invention is one where X = NH, x = 0, the aromatic ring is 3-bromophenyl, A, D & E are carbon, D is nitrogen, and R<sup>3</sup> is methoxy.

13. A most preferred form of the invention is one where X = NH, x = 0, the aromatic ring is 3-bromophenyl, A, D & E are carbon, D is nitrogen, and R<sup>3</sup> is methylamino.

14. A most preferred form of the invention is one where X = NH, x = 0, the aromatic ring is 3-

**SUBSTITUTE SHEET (RULE 26)**

-50-

bromophenyl, A, D & E are carbon, D is nitrogen, and R<sup>3</sup> is dimethylamino.

15 15. A most preferred form of the invention is one where X = NH, x = 0, the aromatic ring is 3-bromophenyl, D & E are carbon, and A and B taken together are S.

10 16. A most preferred form of the invention is one where X = NH, x = 1, R<sup>1</sup> = H, the aromatic ring is phenyl, D & E are carbon, and A and B taken together are S.

17. A most preferred form of the invention is one where X = NH, x = 0, the aromatic ring is 3-bromophenyl, A & B are carbon, and D and E taken together are S.

15 18. A most preferred form of the invention is one where X = NH, x = 0, the aromatic ring is 3-bromophenyl, B is carbon, and A, and D and E taken together, are nitrogen.

20 19. A most preferred form of the invention is one where X = NH, x = 0, the aromatic ring is 3-bromophenyl, A, B & E are carbon, D is nitrogen, and R<sup>3</sup> is N-piperinyl.

25 20. A most preferred form of the invention is one where X = NH, x = 0, the aromatic ring is 3-bromophenyl, A, D & E are carbon, B is nitrogen, and R<sup>4</sup> is fluoro.

-51-

21. A most preferred form of the invention is one where  $X = \text{NH}$ ,  $x = 0$ , the aromatic ring is 3-hydroxyphenyl, A, D & E are carbon, B is nitrogen, and  $R^4$  is amino.

5 22. A most preferred form of the invention is one where  $X = \text{NH}$ ,  $x = 0$ , the aromatic ring is 3-bromophenyl, A, D & E are carbon, B is nitrogen, and  $R^4$  is methylamino.

10 23. A most preferred form of the invention is one where  $X = \text{NH}$ ,  $x = 0$ , the aromatic ring is 3-bromophenyl, A, D & E are carbon, B is nitrogen, and  $R^4$  is dimethylamino.

15 24. A most preferred form of the invention is one where  $X = \text{NMe}$ ,  $x = 0$ , the aromatic ring is 3-bromophenyl, A, D & E are carbon, B is nitrogen, and  $R^4$  is methylamino.

20 25. A most preferred form of the invention is one where  $X = \text{NH}$ ,  $x = 0$ , the aromatic ring is 3-bromophenyl, A, D & E are carbon, B is nitrogen, and  $R^4$  is methoxy.

26. A most preferred form of the invention is one where  $X = \text{NH}$ ,  $x = 0$ , the aromatic ring is 3-bromophenyl, A, B & D are carbon, E is nitrogen, and  $R^4$  is fluoro.

25 **Biology**

These compounds are potent and selective inhibitors of the human EGF receptor tyrosine kinase,

**SUBSTITUTE SHEET (RULE 26)**

-52-

and other members of the EGF receptor family, including the ERB-B2, ERB-B3 and ERB-B4 receptor kinases, and are useful for the treatment of proliferative diseases in mammals. These inhibitors prevent mitogenesis in cells where mitogenesis is driven by one or more of this family of receptor kinases. This can include normal cells, where it is desired to prevent mitogenesis, as exemplified by the cells transformed by overexpression or mutation of this kinase family as exemplified by poor prognosis breast cancer where overexpression of EGFR, ERB-B2 and ERB-B3 or mutation of ERB-B2 to the oncoprotein NEU is a major factor in cellular transformation. As the preferred compounds are not highly cytotoxic and do not show potent growth inhibitory properties, because of their high specificity toward inhibition of the EGFR kinase family, they should have a much cleaner toxicity profile than most anti-cancer and anti-proliferative drugs. Their very different mode of action to current anti-cancer drugs should allow for their use in multiple drug therapies, where synergism with available agents is anticipated.

Compounds of the invention have been shown to be very potent, reversible inhibitors of the EGF receptor tyrosine kinase, by binding with high affinity at the adenosine triphosphate (ATP) binding site of the kinase. These compounds exhibit potent  $IC_{50}$ s, varying from 10 micromolar to 5 picomolar, for the tyrosine kinase activity of the enzyme, based on an assay examining phosphorylation of a peptide derived from the phosphorylation site of the protein PLCgamma1, a known EGFR phosphorylation substrate. This data is shown in Table 1.

**SUBSTITUTE SHEET (RULE 26)**

Biological DataMaterials and Methods*Purification of Epidermal Growth Factor*

*Receptor Tyrosine Kinase* - Human EGF receptor tyrosine  
5 kinase was isolated from A431 human epidermoid  
carcinoma cells which overexpress EGF receptor by the  
following methods. Cells were grown in roller bottles  
in 50% Delbuco's Modified Eagle and 50% HAM F-12  
nutrient media (Gibco) containing 10% fetal calf  
10 serum. Approximately  $10^9$  cells were lysed in two  
volumes of buffer containing 20 mM 2-(4N-[2-  
hydroxyethyl]piperazin-1-yl)ethanesulfonic acid  
(hepes), pH 7.4, 5 mM ethylene glycol bis(2-aminoethyl  
15 ether) N,N,N',N'-tetraacetic acid, 1% Triton X-100,  
10% glycerol, 0.1 mM sodium orthovanadate, 5 mM sodium  
fluoride, 4 mM pyrophosphate, 4 mM benzamide, 1 mM  
dithiothreitol, 80  $\mu$ g/mL aprotinin, 40  $\mu$ g/mL leupeptin  
and 1 mM phenylmethylsulfonyl fluoride. After  
20 centrifugation at 25,000 x g for 10 minutes, the  
supernatant was equilibrated for 2 h at 4°C with 10 mL  
of wheat germ agglutinin sepharose that was previously  
equilibrated with 50 mM Hepes, 10% glycerol, 0.1%  
Triton X-100 and 150 mM NaCl, pH 7.5, (equilibration  
25 buffer). Contaminating proteins were washed from the  
resin with 1 M NaCl in equilibration buffer, and the  
enzyme was eluted with 0.5 M N-acetyl-1-D-glucosamine  
in equilibration buffer, followed by 1 mM urea. The  
enzyme was eluted with 0.1 mg/ml EGF. The receptor  
30 appeared to be homogeneous as assessed by Coomassie  
blue stained polyacrylamide electrophoretic gels.

-54-

Determination of  $IC_{50}$  values - enzyme assays for  $IC_{50}$  determinations were performed in a total volume of 0.1 mL, containing 25 mM Hepes, pH 7.4, 5 mM  $MgCl_2$ , 2 mM  $MnCl_2$ , 50  $\mu M$  sodium vanadate, 5-10 ng of EGF receptor tyrosine kinase, 200  $\mu M$  of a substrate peptide, (Ac-Lys-His-Lys-Lys-Leu-Ala-Glu-Gly-Ser-Ala-Tyr<sup>472</sup>-Glu-Glu-Val-NH<sub>2</sub>, derived from the amino acid (Tyr<sup>472</sup> has been shown to be one of four tyrosines in PLC (phospholipaseC)-gamma 1 that are phosphorylated by the EGF receptor tyrosine kinase [Wahl, M. I.; Nishibe, S.; Kim, J. W.; Kim, H.; Rhee, S. G.; Carpenter, G., J. Biol. Chem., (1990), 265, 3944-3948.], and peptides derived from the enzyme sequence surrounding this site are excellent substrates for the enzyme.), 10  $\mu M$  ATP containing 1  $\mu Ci$  of [<sup>32</sup>P]ATP and incubated for ten minutes at room temperature. The reaction was terminated by the addition of 2 mL of 75 mM phosphoric acid and passed through a 2.5 cm phosphocellulose filter disc to bind the peptide. The filter was washed five times with 75 mM phosphoric acid and placed in a vial along with 5 mL of scintillation fluid (Ready gel Beckman).

SUBSTITUTE SHEET (RULE 26)



Table 1

EGF Receptor Tyrosine Kinase Inhibition

Example #	IC <sub>50</sub>
1	8 $\mu$ M
2	3.6 $\mu$ M
3	1.1 $\mu$ M
4	225 nM
5	1.9 $\mu$ M
6	7.6 nM
7	3.1 nM
8	9.6 nM
9	405 nM
10	6.1 $\mu$ M
11	194 nM
12	13 nM
13	250 nM
14	70 nM
15	134 nM
16	3.7 $\mu$ M
17	1.55 $\mu$ M
18	173 nM
19	1.8 $\mu$ M
20	4.9 $\mu$ M
21	1.25 $\mu$ M
22	39 nM
23	840 nM
24	123 nM
25	377 nM
26	241 nM
27	10 nM

SUBSTITUTE SHEET (RULE 26)

-56-

Example #	IC <sub>50</sub>
28	94 nM
29	262 nM
30	10 μM
31	15 nM
32	4.7 μM
33	130 pM
34	91 pM
35	3.1 nM
36	29 nM
37	39 nM
38	71 nM
39	590 nM
40	578 nM
41	220 nM
42	226 nM
43	10 μM
44	10 μM
45	2.87 μM
46	1.42 μM
47	1.67 μM
48	1.0 μM
49	2.5 μM
50	10 μM
51	1.95 μM
52	8 μM
53	1.8 μM
54	100 nM
55	400 nM
56	110 nM
57	124 nM

SUBSTITUTE SHEET (RULE 26)

-57-

Example #	IC <sub>50</sub>
58	40 nM
59	2.6 nM
60	8 pM
61	6 pM
62	6.1 $\mu$ M
63	6.1 $\mu$ M
64	11 nM
65	5.1 $\mu$ M
66	190 nM
67	6.1 $\mu$ M
68	263 nM
69	7.0 $\mu$ M
70	473 nM
71	11 nM
72	35 nM
73	36 nM
74	11.5 $\mu$ M
75	55 nM
76	10 $\mu$ M
77	39 nM
78	670 nM
79	6.7 nM

**Cells**

Swiss 3T3 mouse fibroblasts, A431 human epidermoid carcinoma cells, and MCF-7 (Michigan Cancer Foundation human mammary carcinoma cells), SK-BR-3 (human mammary carcinoma cells), MDA-MB-231 and MDA-MB-468 (human mammary carcinoma cells) breast

**SUBSTITUTE SHEET (RULE 26)**

-58-

carcinomas were obtained from the American Type Culture Collection, Rockville, Maryland and maintained as monolayers in dMEM (Dulbecco's modified eagle medium)/F12, 50:50 (Gibco/BRL) containing 10% fetal bovine serum. To obtain conditioned medium, MDA-MB-231 cells were grown to confluency in an 850 cm<sup>2</sup> roller bottle and the medium replaced with 50 ml of serum-free medium. After 3 days the conditioned medium was removed, frozen down in aliquots and used as a heregulin source to stimulate erbB-2, 3, 4.

### Antibodies

Monoclonal antibodies raised to the PDGF (platelet-derived growth factor) receptor or phosphotyrosine were from Upstate Biotechnology, Inc., Lake Placid, NY. Anti-pp39<sup>jun</sup> (antibody to the transcription factor c-jun, which is a 39 kDalton phosphoprotein) and anti-EGF receptor antibodies were from Oncogene Science, Uniondale, NY.

### Immunoprecipitation and Western Blot

Cells were grown to 100% confluency in 100 mm Petrie dishes (Corning). After the cells were treated for 5 minutes with either EGF (epidermal growth factor), PDGF, or bFGF (basic fibroblast growth factor) (20 ng/ml) or 1 ml of conditioned media from MDA-MB-231 cells, the media was removed and the monolayer scraped into 1 ml of ice cold lysis buffer (50 mM HEPES, pH 7.5, 150 mM NaCl, 10% glycerol, 1% triton X-100, 1 mM EDTA, 1 mM EGTA, 10 mM sodium pyrophosphate, 30 mM p-nitrophenyl phosphate, 1 mM orthovanadate, 50 mM sodium fluoride, 1 mM

-59-

phenylmethanesulfonylfluoride, 10  $\mu\text{g/ml}$  of aprotinin, and 10  $\mu\text{g/ml}$  of leupeptin). The lysate was transferred to a microfuge tube (small centrifuge that holds 1-2 ml plastic centrifuge tubes), allowed to sit on ice 15 minutes and centrifuged 5 minutes at 10,000 x g. The supernatant was transferred to a clean microfuge tube and 5  $\mu\text{g}$  of antibody was added to designated samples. The tubes were rotated for 2 hours at 4° C after which 25  $\mu\text{l}$  of protein A sepharose was added and then rotation continued for at least 2 more hours. The protein A sepharose was washed 5 times with 50 mM Hepes, pH 7.5, 150 mM NaCl, 10% glycerol and 0.02% sodium azide. The precipitates were resuspended with 30  $\mu\text{l}$  of Laemlli buffer (Laemlli, NATURE, Vol. 727, pp. 680-685, 1970), heated to 100°C for 5 minutes and centrifuged to obtain the supernatant. Whole cell extracts were made by scraping cells grown in the wells of 6 well plates into 0.2 ml of boiling Laemlli buffer. The extract were transferred to a microfuge tube and heated to 100° C for 5 minutes. The entire supernatant from the immunoprecipitation or 35  $\mu\text{l}$  of the whole cell extract was loaded onto a polyacrylamide gel (4-20%) and electrophoresis carried out by the method of Laemlli (Laemlli, 1970). Proteins in the gel were electrophoretically transferred to nitrocellulose and the membrane was washed once in 10 mM Tris buffer, pH 7.2, 150 mM NaCl, 0.01% Azide (TNA) and blocked overnight in TNA containing 5% bovine serum albumin and 1% ovalbumin (blocking buffer). The membrane was blotted for 2 hours with the primary antibody (1 $\mu\text{g/ml}$  in blocking buffer) and then washed 2 times sequentially in TNA, TNA containing 0.05% Tween-20 and 0.05% Nonidet P-40 (commercially available detergent) and TNA. The membranes were then incubated for 2 hours in blocking buffer containing 0.1  $\mu\text{Ci/ml}$  of [<sup>125</sup>I] protein A and then washed again as above.

**SUBSTITUTE SHEET (RULE 26)**

-60-

After the blots were dry they were loaded into a film cassette and exposed to X-AR X-ray film for 1-7 days. Protein A is a bacterial protein that specifically bonds certain IgG subtypes and is useful in binding to and isolating antibody-antigen complexes.

### Northern Blots

Total cellular RNA was isolated from untreated control or treated Swiss 3T3 cells using RNazol-B (trademark of Tel Test Inc. for a kit used to isolate RNA from tissues) and adhered to the protocol described by the manufacturer. Forty to fifty  $\mu$ g of RNA was loaded onto a 1% agarose gel and electrophoresis carried out for 3-4 hours at 65 volts. The RNA in the gel was transferred by capillary action to a nylon membrane (Hybond-N, Amersham). The 40 mer c-jun probe was end labeled with [ $^{32}$ P]ATP using T4 nucleotide kinase (Promega) and purified on a G25 sephadex column according to the procedure recommended by the supplier, Oncogene Science. Hybridization was performed overnight at 65°C (c-jun is an immediate early transcription factor; it is one of the components of AP-1 while FOS is the second component of AP-1).

### Growth Factor-Mediated Mitogenesis

Swiss 3T3 fibroblasts were grown to 90 - 100% confluency in 24- well plates (1.7 x 1.6 cm, flat bottom) and growth arrested in serum-free media for 18 hours. Drug was added to specified wells 2 hours prior to growth factors and then the cells were exposed to either 20 ng/ml EGF, PDGF or bFGF or 10% serum for 24

-61-

hours. Two  $\mu\text{Ci}$  of [methyl- $^3\text{H}$ ]thymidine was added to each well and incubated for 2 hours at  $37^\circ\text{C}$ . The cells were trypsinized and injected into 2 ml of ice cold 15% trichloroacetic acid (TCA). The resulting precipitate was collected on glassfiber filters, washed five times with 2-ml aliquots of ice-cold 15% TCA, dried and placed in scintillation vials along with 10 ml Ready gel (Beckman, Irvine, CA). Radioactivity was determined in a Beckman LS 6800 scintillation counter.

#### Growth Inhibition Assay

Cells ( $2 \times 10^4$ ) were seeded in 24-well plates (1.7 x 1.6 cm, flat bottom) in two mls of medium with or without various concentrations of drug. Plates were incubated for 3 days at  $37^\circ$  in a humidified atmosphere containing 5%  $\text{CO}_2$  in air. Cell growth was determined by cell count with a Coulter Model AM electronic cell counter (Coulter Electronics, Inc., Hialeah, FL).

#### **INHIBITION OF EGF-INDUCED AUTOPHOSPHORYLATION IN A431 EPIDERMOID CARCINOMA CELLS AND CONDITIONED MEDIA-INDUCED AUTOPHOSPHORYLATION IN SK-BR-3 BREAST TUMOR CELLS BY COMPOUNDS OF THE CURRENT INVENTION**

Example #	EGFR $\text{IC}_{50}$ nM	A431 $\text{IC}_{50}$ nM	SKBR-3 $\text{IC}_{50}$ nM
4	225	>1000	>10,000
6	7.6	53	2660
7	3.1	20	100
8	9.6	32	71
22	39	252	-1500
27	10	110	-800
59	2.6	12	<10

- 62 -

Example #	EGFR IC <sub>50</sub> nM	A431 IC <sub>50</sub> nM	SKBR-3 IC <sub>50</sub> nM
60	0.008	13	<10
61	0.006	21	39
70	11	124	<10
74	55	>1000	>1000

5

**ANTIPROLIFERATIVE PROPERTIES OF  
TYROSINE KINASE INHIBITORS IC<sub>50</sub> (nM)**

	Ex 60	Ex 61
B104-1-1	2100	1000
SK-BR-3	600	900
MDA-468	3000	12000

10 B104-1-1 - NIH-3T3 fibroblasts transfected by the neu oncogene, Stem et al.,  
*Science*, 234, pp. 321-324 (1987)

SK-BR-3 - Human breast carcinoma overexpressing erbB-2 and erbB-3

MDA-468 - Human breast carcinoma overexpressing the EGF receptor

15 The above gels, developed as detailed in the  
experimental section, demonstrate the efficacy of  
compounds of the current invention at blocking certain  
EGF-stimulated mitogenic signalling events in whole  
cells. The numbers to the left of the gels indicated  
the positions of molecular weight standards in  
20 kiloDaltons. The lane labelled control shows the  
degree of expression of the growth-related signal in  
the absence of EGF stimulation, whereas the lane  
labelled EGF (or PDGF or b-FGF) shows the magnitude of  
the growth factor-stimulated signal. The other lanes  
25 show the effect of the stated quantities of the named  
drug on the growth factor-stimulated activity being



-63-

measured, demonstrating that the compounds of the present invention have potent effects in whole cells, consistent with their ability to inhibit the tyrosine kinase activity of the EGF receptor.

5                   Gel of Example 40 (Fig. 7) detects mRNA for  
c-jun by hybridization with a specific radiolabelled  
RNA probe for c-jun. The gel demonstrates that the  
growth factors EFG, PDGF and b-FGF stimulate c-jun  
10                   production in Swiss 3T3 cells, and that compound 40  
blocks this production for EGF-stimulated cells, but  
not for PDGF or b-FGF stimulated cells.

**Effect of Example 40 on Growth Factor  
Mediated Expression of p39<sup>c-jun</sup>**

15                   This gel shows the amount of c-jun induced  
in Swiss 3T3 cells by the growth factor EGF, PDGF and  
b-FGF, quantitating with an anti-c-jun-specific  
monoclonal antibody. It demonstrates the ability of  
Example 40 to block c-jun expression in Swiss 3T3 when  
20                   stimulated by EGF, but not when stimulated by PDGF or  
b-FGF.

                  It is to be appreciated that the compounds  
described herein can be used in combination with other  
components to enhance their activity. Such additional  
components are anti-neoplastic materials as,  
25                   doxorubicin, taxol, cis platin, and the like.

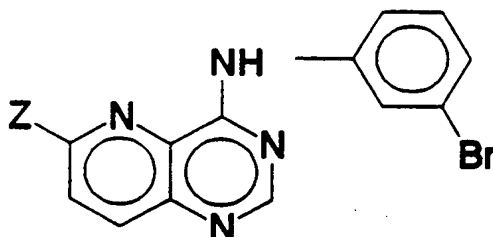
                  It has been found that the compounds  
described herein may inhibit both the erb-B2 and erb-  
B4 receptors and therefore have significantly  
increased clinical activity advantageously in

-64-

combination with the aforementioned anti-neoplastic agents.

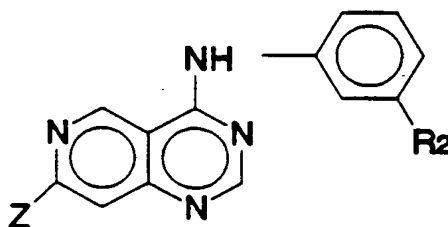
See also the results shown in Figures 1 - 17.

5 Some preferred structures are as follows:



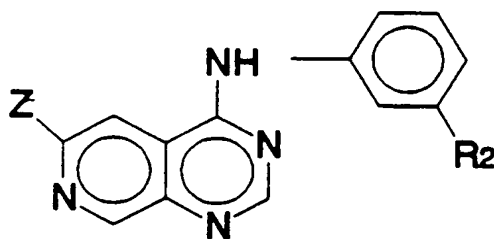
Ex. #	Z
4	- fluorine
6	- NH <sub>2</sub>
7	- NHCH <sub>3</sub>
8	- N (CH <sub>3</sub> ) <sub>2</sub>

10



-65-

Ex #	Z	R <sub>2</sub>
22	NH <sub>2</sub>	-NO <sub>2</sub>
27	NH <sub>2</sub>	Br



	Ex #	Z	R <sub>2</sub>
5	59	- OCH <sub>3</sub>	Br
	60	- NH CH <sub>3</sub>	Br
	61	- N(CH <sub>3</sub> ) <sub>2</sub>	Br

### Chemical Experimental

10 Listed below are preferred embodiments wherein all temperatures are in degrees Centigrade and all parts are parts by weight unless otherwise indicated.

-66-

Example 14-Anilinopyrido[3,2-d]pyrimidine mesylate

3H-Pyrido[3,2-d]pyrimidin-4-one. A solution of 6-chloro-3-nitropicolinamide (2.00 g, 9.91 mmol) in EtOAc/MeOH (1:1, 100 mL) is hydrogenated over 5% Pd-C (0.40 g) at 60 psi for 6 days, with additions of fresh catalyst after 2 and 4 days. After removal of the catalyst by filtration the solution is concentrated to dryness, to give 3-aminopicolinamide as an orange oil, which is used directly in the next step. The crude product is stirred under reflux with triethyl orthoformate (50 mL) for 42 h, during which time a tan precipitate forms. After cooling, the solid is filtered off, washed well with petroleum ether, and dried under vacuum to give 3H-pyrido[3,2-d]pyrimidin-4-one (1.27g, 87%), mp 343-345 °C [Price, C.C. and Curtin, D.Y. J. Amer. Chem. Soc. 68, 914, 1946 report mp 346-347 °C].

4-Chloropyrido[3,2-d]pyrimidine. A suspension of the above pyrimidinone (1.00 g, 6.80 mmol) in POCl<sub>3</sub> (30 mL) is heated under reflux for 4 h, and then concentrated to dryness under reduced pressure. The residue is partitioned between CH<sub>2</sub>Cl<sub>2</sub> and saturated NaHCO<sub>3</sub> solution, and the organic layer worked up to give 4-chloropyrido[3,2-d]pyrimidine (0.97 g, 86%) as a tan solid, mp 335 °C (dec), which is used without further characterisation.

4-Anilinopyrido[3,2-d]pyrimidine mesylate.

A solution of 4-chloropyrido[3,2-d]pyrimidine (84 mg, 0.5 mmol), aniline (56 mg, 0.6 mmol) and triethylamine (62 mg, 0.6 mmol) in EtOH (2 mL) are refluxed under N<sub>2</sub>

-67-

with stirring for 2 h. The crude reaction mixture is purified on a preparative tlc plate (silica), eluting once with 3% MeOH in CHCl<sub>3</sub>. The major band is extracted, and evaporated to dryness under reduced pressure, and the residual solid is dissolved in acetone, (5 mL), filtered, and methanesulfonic acid (32 μL, 0.5 mmol) is added slowly with swirling. The precipitate is collected by suction filtration, rinsed with acetone and dried in a vacuum oven to give 4-anilinopyrido[3,2-d]pyrimidine mesylate (91 mg, 57%) as dull yellow needles. <sup>1</sup>H NMR (DMSO) δ 11.75 (1H, s), 9.11 (1H, dd, J = 1.5, 4.3 Hz), 8.97 (1H, s), 8.32 (1H, dd, J = 1.5, 8.4 Hz), 8.12 (1H, dd, J = 4.3, 8.5 Hz), 7.88 (2H, d, J = 8.2 Hz), 7.49 (2H, t, J = 8.0 Hz), 7.32 (1H, t, J = 7.0 Hz), 2.34 (3H, s).

#### Example 2

#### 4-Benzylaminopyrido[3,2-d]pyrimidine

A solution of freshly prepared 4-chloropyrido[3,2-d]pyrimidine (0.10 g, 0.60 mmol) (prepared as described in the previous experimental) and benzylamine (0.13 mL, 1.20 mmol) in propan-2-ol (15 mL) containing a trace of conc. HCl is warmed at 50 °C for 30 min, and then concentrated to dryness. The residue is partitioned between water and EtOAc, and the organic layer worked up and chromatographed on silica gel. EtOAc elutes foreruns, while MeOH/EtOAc (1:9) elutes 4-(benzylamino)pyrido[3,2-d]pyrimidine (0.11 g, 77%). <sup>1</sup>H NMR (CDCl<sub>3</sub>) δ 8.67 (1H, s), 6.50 (1H, dd, J = 4.3, 1.5 Hz), 8.10 (1H, dd, J = 8.5, 1.5 Hz), 7.63 (1H, dd, J = 8.8, 4.3 Hz), 7.55 (1H, brs), 7.41-7.29 (5H, m), 4.86 (2H, d, J = 5.9 Hz).

-68-

Example 34-(3-Bromoanilino)pyrido[3,2-d]pyrimidine

Reaction of 4-chloropyrido[3,2-d]pyrimidine (prepared as described in a previous experimental) with 3-bromoaniline in propan-2-ol containing a trace of conc. HCl at 50 °C for 30 min, followed by chromatography of the product on silica gel, gives 4-(3-bromophenyl)aminopyrido[3,2-d]pyrimidine (87% yield). <sup>1</sup>H NMR (CDCl<sub>3</sub>) δ 9.19 (1H, brs), 8.83 (1H, s), 8.80 (1H, dd, J = 4.3, 1.5 Hz), 8.29 (1H, brs), 8.19 (1H, dd, J = 8.5, 1.5 Hz), 7.83 (1H, m), 7.76 (1H, dd, J = 8.5, 4.3 Hz), 7.29-7.27 (2H, m).

Example 44-(3-Bromoanilino)-6-fluoropyrido[3,2-d]pyrimidine

2-cyano-6-fluoro-3-nitropyridine. A mixture of 6-chloro-2-cyano-3-nitropyridine [Colbry, N. L.; Elslager, E. F.; Werbel, L. M.; *J. Het. Chem.*, 1984, 21, 1521-1525] (10.0 g, 0.054 mol) and KF (9.48 g, 0.163 mol) in MeCN (200 mL) is heated under reflux with stirring for 18 h, then poured into water and extracted with EtOAc. The extract is washed with water and worked up, and the residue is chromatographed on silica gel, eluting with EtOAc/petroleum ether (3:7), to give after removal of the solvent under reduced pressure 2-cyano-6-fluoro-3-nitropyridine (7.2 g, 79%). <sup>1</sup>H NMR (CDCl<sub>3</sub>) δ 8.79 (1H, dd, J = 9.0, 6.0 Hz), 7.48 (1H, dd, J = 9.0, 3.0 Hz).

6-Fluoro-3-nitropyridine-2-carboxamide. A solution of 2-cyano-6-fluoro-3-nitropyridine (1.40 g, 8.39 mmol) in 90% H<sub>2</sub>SO<sub>4</sub> (30 mL) is warmed at 70 °C for

-69-

90 min, then cooled, poured onto ice and basified with conc. ammonia. Extraction with EtOAc and workup gives 6-fluoro-3-nitropyridine-2-carboxamide (0.94 g, 61%). <sup>1</sup>H NMR (CDCl<sub>3</sub>) δ 8.70 (1H, dd, J = 8.9, 6.5 Hz), 8.30, 8.03 (1H, 1H, brs), 7.62 (1H, dd, J = 8.9, 2.9 Hz).

6-Fluoro-3H-pyrido[3,2-d]pyrimid-4-one. A solution of 6-fluoro-3-nitropyridine-2-carboxamide (1.50 g, 8.10 mmol) in EtOAc (80 mL) is hydrogenated over 5% Pd-C (0.30 g) at 60 psi for 2 h. After removal of the catalyst by filtration, the solvent is removed under reduced pressure, to give a residue of crude 3-amino-6-fluoropyridine-2-carboxamide which is used directly in the next step. Triethyl orthoformate (60 mL) is added and the mixture is then heated under reflux with vigorous stirring for 18 h. The cooled mixture is diluted with an equal volume of petroleum ether, and the resulting precipitate collected by filtration and is washed well with petroleum ether to give 6-fluoro-3H-pyrido[3,2-d]pyrimid-4-one (1.26 g, 84%). <sup>1</sup>H NMR (DMSC) δ 12.72 (1H, brs), 8.31 (1H, dd, J = 8.6, 7.7 Hz), 8.20 (1H, s), 7.66 (1H, dd, J = 8.6, 3.0 Hz).

4-(3-Bromoanilino)-6-fluoropyrido[3,2-d]pyrimidine. A suspension of 6-fluoro-3H-pyrido[3,2-d]pyrimid-4-one (0.20 g, 1.21 mmol) in POCl<sub>3</sub> (30 mL) is heated under reflux with stirring until homogeneous (2 h), and then for a further 1 h. Excess POCl<sub>3</sub> is removed under reduced pressure, and the residue is partitioned between CH<sub>2</sub>Cl<sub>2</sub> and saturated aqueous NaHCO<sub>3</sub>. Workup of the organic portion gives crude 4-chloro-6-fluoropyrido[3,2-d]pyrimidine (100%) as an unstable white solid which is used directly in the next step.

-70-

A solution of 4-chloro-6-fluoropyrido[3,2-d]pyrimidine (0.20 g, 1.1 mmol) and 3-bromoaniline (0.12 mL, 2.18 mmol) in propan-2-ol (20 mL) containing conc. HCl (1 drop) is heated under reflux for 15 min, then cooled, poured into water and extracted with EtOAc. The extract is worked up, and the residue chromatographed on silica gel, eluting with EtOAc/petroleum ether (1:2) to give after removal of the solvent under reduced pressure 4-(3-bromoanilino)-6-fluoropyrido[3,2-d]pyrimidine (0.18 g, 52%). <sup>1</sup>H NMR (CDCl<sub>3</sub>) δ 8.82 (1H, s), 8.65 (1H, brs), 8.31 (1H, t, J = 7.4 Hz), 8.27 (1H, brs), 7.77 (1H, m) 7.41 (1H, dd, J = 8.9, 2.2 Hz), 7.29 (2H, brs).

Example 5

4-(3-Bromoanilino)-6-chloropyrido[3,2-d]pyrimidine

6-chloro-3-nitropicolinamide. A solution of 6-chloro-3-nitropicolinonitrile (1.00 g, 5.45 mmol) in 90% H<sub>2</sub>SO<sub>4</sub> (15 mL) is warmed at 70 °C for 3.5 h, and then poured into ice-water. The mixture is extracted four times with EtOAc and the combined extracts worked up to give 6-chloro-3-nitropicolinamide (0.80 g, 73%). <sup>1</sup>H NMR (DMSO) δ 8.55 (1H, d, J = 8.5 Hz), 8.31, 8.04 (1H, 1H, 2 brs), 7.93 (1H, d, J = 8.5 Hz).

6-Chloro-3H-pyrido[3,2-d]pyrimidin-4-one. A solution of 6-chloro-3-nitropicolinamide (0.30 g, 1.49 mmol) in EtOAc (30 mL) is hydrogenated at 60 psi over 5% Pd-C (0.10 g) for 20 min. After removal of the catalyst by filtration the solution is concentrated to dryness to give 3-amino-6-chloropicolinamide as a yellow oil, which is used directly in the next step. It is dissolved in triethylorthoformate (30 mL) and

SUBSTITUTE SHEET (RULE 26)



-71-

the mixture is heated under reflux for 18 h. Petroleum ether (30 mL) is added to the cooled solution, and the resulting precipitate of crude 6-chloro-3H-pyrido[3,2-d]pyrimidin-4-one (0.27 g, 99%) is filtered off and dried in a vacuum oven.

4-(3-Bromoanilino)-6-chloropyrido[3,2-d]pyrimidine. A suspension of the above quinazolone (0.20 g, 1.10 mmol) in POCl<sub>3</sub> (30 mL) is heated under reflux for 3 h, and then concentrated to dryness under reduced pressure. The residue is partitioned between CH<sub>2</sub>Cl<sub>2</sub> and saturated NaHCO<sub>3</sub> solution, and the organic portion is worked up to give 4,6-dichloropyrido[3,2-d]pyrimidine (0.16 g, 73%) as a tan solid, which is used directly in the next step. A solution of the crude dichloropyridopyrimidine (0.16 g, 0.80 mmol) and 3-bromoaniline (0.17 mL, 1.60 mmol) in propan-2-ol (25 mL) containing a trace of conc. HCl is warmed at 50 °C for 30 min. The cooled mixture is poured into saturated NaHCO<sub>3</sub> and extracted with EtOAc, and the extract is worked up and chromatographed on silica gel. Elution with EtOAc/petroleum ether (1:4) gives 3-bromoaniline, while EtOAc/petroleum ether (1:1) elutes 4-(3-bromoanilino)-6-chloropyrido[3,2-d]pyrimidine (0.17 g, 63%). <sup>1</sup>H NMR (CDCl<sub>3</sub>) δ 8.90 (1H, brs,) 8.84 (1H, s), 8.30 (1H, dd, J = 2.1, 2.0 Hz) 8.17 (1H, d, J = 8.8 Hz), 7.82-7.78 (1H, m) 7.73 (1H, d, J = 8.8 Hz), 7.32-7.29, (2H, m).

#### Example 6

#### 4-(3-Bromoanilino)-6-aminopyrido[3,2-d]pyrimidine

Reaction of 4-(3-bromoanilino)-6-fluoropyrido[3,2-d]pyrimidine (0.12 g, 0.38

-72-

mmol) (described in a previous experimental) with a saturated solution of ammonia in ethanol in a pressure vessel at 100 °C for 18 h gives 6-amino-4-(3-bromoanilino)pyrido[3,2-d]pyrimidine, (87 mg, 72%). <sup>1</sup>H NMR (CDCl<sub>3</sub>) δ 8.76 (1H, brs), 8.64 (1H, s), 8.23 (1H, brs), 7.93 (1H, d, J = 9.0 Hz), 7.81 (1H, dt, J<sub>d</sub> = 7.7 Hz, J<sub>c</sub> = 1.8 Hz), 7.28-7.22 (2H, m), 7.00 (1H, d, J = 9.0 Hz), 4.90 (2H, brs).

#### Example 7

10 4-(3-Bromoanilino)-6-methylaminopyrido[3,2-d]pyrimidine

Reaction of 4-(3-bromoanilino)-6-fluoropyrido[3,2-d]pyrimidine (50 mg, 0.16 mmol) (described in a previous experimental) with 15 methylamine hydrochloride (32 mg, 0.47 mmol) and triethylamine (70 μL, 0.55 mmol) in ethanol (10 mL) in a pressure vessel at 100 °C for 18 h gives 6-methylamino-4-(3-bromoanilino)pyrido[3,2-d]pyrimidine (43 mg, 81%). <sup>1</sup>H NMR (CDCl<sub>3</sub>) δ 8.81 (1H, brs), 8.61 20 (1H, s), 8.19 (1H, t, J = 1.8 Hz), 7.86 (1H, d, J = 9.1 Hz), 7.83 (1H, dt, J<sub>d</sub> = 7.7 Hz, J<sub>c</sub> = 1.8 Hz), 7.28-7.21 (2H, m), 6.92 (1H, d, J = 9.1 Hz), 4.97 (1H, q, J = 5.0 Hz), 3.13 (3H, d, J = 5.0 Hz).

#### Example 8

25 4-(3-Bromoanilino)-6-dimethylaminopyrido[3,2-d]pyrimidine.

A mixture of 4-(3-bromoanilino)-6-fluoropyrido[3,2-d]pyrimidine (0.15 g, 0.47 mmol) (described in a previous experimental), dimethylamine 30 hydrochloride (0.11 g, 1.41 mmol) and triethylamine

-73-

(0.23 mL, 1.64 mmol) in EtOH (15 mL) is heated in a pressure vessel at 100 °C for 18 h. The solvent is removed under reduced pressure, and the residue is partitioned between EtOAc and water. The organic  
5 portion is worked up, and the residue chromatographed on silica gel. Elution with EtOAc/petroleum ether (1:1) gives foreruns, while EtOAc elutes off 4-(3-bromoanilino)-6-dimethylaminopyrido[3,2-d]pyrimidine (0.14 g, 86%). <sup>1</sup>H NMR (CDCl<sub>3</sub>) δ 8.72 (1H, brs), 8.56  
10 (1H, s), 8.17 (1H, t, J = 1.9 Hz), 7.85 (1H, d, J = 9.3 Hz), 7.77 (1H, dt, J<sub>d</sub> = 7.5 Hz, J<sub>t</sub> = 1.9 Hz), 7.27-7.18 (2H, m), 7.08 (1H, d, J = 9.3 Hz), 3.21 (6H, s).

Example 9

4-(3-Bromoanilino)-6-methoxypyrido[3,2-d]pyrimidine

15 4-(3-Bromoanilino)-6-fluoropyrido[3,2-d]pyrimidine (described in a previous experimental) (0.11 g, 0.34 mmol) is added to a solution of NaOMe (prepared by the addition of Na metal (31 mg, 1.38 mmol) to dry MeOH<sup>3</sup> (15 mL). After heating in a pressure  
20 vessel at 90 °C for 3 h, the solution is concentrated to dryness and the residue is partitioned between EtOAc and water. Workup of the organic portion gives 4-(3-bromophenyl)amino-6-methoxypyrido[3,2-d]pyrimidine (92 mg, 82%). <sup>1</sup>H NMR (CDCl<sub>3</sub>) δ 8.73 (1H, s), 8.66 (1H, brs), 8.18 (1H, m), 8.05 (1H, d, J = 8.9 Hz), 7.83-7.80 (1H, m), 7.30-7.24 (2H, m), 7.23 (1H, d, J = 8.9 Hz), 4.12 (3H, s).

-74-

Example 104-Anilinopyrido[4,3-d]pyrimidine

4-(N-t-Butoxycarbonylamino)pyridine. To a mixture of 4-aminopyridine (2 g, 21.24 mmol),  
5 potassium hydroxide (3.57 g, 63.72 mmol), water (10 mL), and 2-methyl-2-propanol (4 mL) on ice is added di-t-butyl-dicarbonate (6.95 g, 31.87 mmol). The resulting biphasic solution is stirred at 25°C for 1 week, then water (20 mL) is added. The solution is  
10 extracted with 1X CH<sub>2</sub>Cl<sub>2</sub> and 2X EtOAc. The organic layer is dried (MgSO<sub>4</sub>) and concentrated under reduced pressure to give 4-(N-t-butoxycarbonylamino)pyridine (4.08 g, 99%). <sup>1</sup>H NMR (DMSO) δ 9.84 (1H, s), 8.35 (2H, d, J = 6 Hz), 7.44 (2H, d, J = 7 Hz), 1.49 (9H, s).

15 4-(N-t-Butoxycarbonylamino)nicotinic acid. n-Butyl lithium (2.18 M, 24 mL, 52.51 mmol) is added slowly to a solution of 4-(N-t-butoxycarbonylamino)-pyridine (4.08 g, 21 mmol) in THF (50 mL, stirred under N<sub>2</sub> at -78 °C). The solution is allowed to warm to  
20 0°C, stirred for 3 h, then cooled again to -78 °C and poured into ether (100 mL) containing dry ice. The solution is warmed to room temperature with constant stirring. Water is added and the mixture is neutralized with acetic acid. The resulting solid is collected by vacuum filtration and dried in a vacuum oven  
25 to give 4-(N-t-butoxycarbonylamino)nicotinic acid (2.72 g, 54%) as a brown solid. <sup>1</sup>H NMR (DMSO) δ 11.75 (1H, brs), 8.95 (1H, s), 8.50 (1H, d, J = 6.0 Hz), 8.20 (1H, d, J = 6.0 Hz), 1.49 (9H, s).

30 4-Amino nicotinic acid. A mixture of 4-(N-t-butoxycarbonylamino)nicotinic acid (2.72 g, 11.4

-75-

mmol), TFA (10 mL), and  $\text{CH}_2\text{Cl}_2$  (20 mL) is stirred at room temperature for 12 h. The volatiles are removed under reduced pressure, and the resulting crude 4-amino nicotinic acid is used directly in the next  
5 reaction.

3H-Pyrido[4,3-d]pyrimidin-4-one. Crude 4-amino nicotinic acid (2.72 g, 11.4 mmol) in formamide (20 mL) is heated to 170°C for 12 h. The volatiles are distilled out under reduced pressure (0.8 mmHg).  
10 The residual solid is then purified on a medium pressure silica gel column, eluting with 10% MeOH in  $\text{CHCl}_3$ , to give 3H-pyrido[4,3-d]pyrimidin-4-one (780 mg, 47%) as a whitish yellow solid.  $^1\text{H}$  NMR (DMSO)  $\delta$  12.64 (1H, brs), 9.28 (1H, s), 8.83 (1H, d,  $J = 5.5$  Hz),  
15 8.30 (1H, s), 7.58 (1H, d,  $J = 5.8$  Hz).

3H-Pyrido[4,3-d]pyrimidin-4-thione. Phosphorous pentasulfide (2.59 g, 5.83 mmol) is added to a solution of 3H-pyrido[4,3-d]pyrimidin-4-one (780 mg, 5.3 mmol) in pyridine (5 mL). The mixture is  
20 refluxed for 5 h. On cooling a precipitate forms and the supernatant is decanted off. The solid is suspended in water (20 mL) and then filtered to yield 3H-pyrido[4,3-d]pyrimidin-4-thione (676 mg, 78%) as a black solid.  $^1\text{H}$  NMR (DMSO)  $\delta$  14.53 (1H, brs), 9.65  
25 (1H, s), 8.84 (1H, d,  $J = 7.0$  Hz), 8.32 (1H, s), 7.64 (1H, d,  $J = 8.0$  Hz).

4-Methylthiopyrido[4,3-d]pyrimidine. A mixture of 3H-pyrido[4,3-d]pyrimidin-4-thione (676 mg, 4.14 mmol), triethylamine (1.4 mL, 10.31 mmol), DMSO  
30 (4 mL), and iodomethane (0.48 mL, 7.72 mmol) is stirred for 12 h under  $\text{N}_2$  at 25°C. The mixture is

SUBSTITUTE SHEET (RULE 26)

-76-

poured onto water and extracted with EtOAc. The organic extracts are dried ( $\text{MgSO}_4$ ), and the solvent is removed under reduced pressure to yield 4-methylthiopyrido[4,3-d]pyrimidine (1.15 g, quant.) as a brown solid.  $^1\text{H}$  NMR (DMSO)  $\delta$  9.52 (1H, s), 9.16 (1H, s), 8.95 (1H, d,  $J = 6$  Hz), 7.86 (1H, d,  $J = 8$  Hz), 2.75 (1H, s).

4-Anilinopyrido[4,3-d]pyrimidine. A mixture of 4-methylthiopyrido[4,3-d]pyrimidine (174 mg, 0.97 mmol), and aniline (186.2 mg, 1.99 mmol) in EtOH (2 mL) is refluxed under  $\text{N}_2$  for 12 h. Cooling to  $0^\circ\text{C}$  forms a solid which is filtered to yield 4-anilinopyrido[4,3-d]pyrimidine (34.5 mg, 16%).  $^1\text{H}$  NMR (DMSO)  $\delta$  10.29 (1H, brs), 9.86 (1H, s), 8.82 (1H, d,  $J = 5.8$  Hz), 8.72 (1H, s), 7.85 (2H, d,  $J = 7.5$  Hz), 7.66 (1H, d,  $J = 5.5$  Hz), 7.45 (2H, t,  $J = 8.0$  Hz), 7.23 (1H, t,  $J = 7.3$  Hz).

#### Example 11

#### 4-(3-Bromoanilino)pyrido[4,3-d]pyrimidine

A mixture of 4-methylthiopyrido[4,3-d]pyrimidine (171 mg, 0.96 mmol), (see previous experimental) and 3-bromoaniline (1 mL) is heated to  $100^\circ\text{C}$  for 2 h. A solid precipitates on cooling and is collected by vacuum filtration and then recrystallized from EtOH to yield 4-(3-bromoanilino)pyrido[4,3-d]pyrimidine (30 mg, 10%).  $^1\text{H}$  NMR (DMSO)  $\delta$  10.33 (1H, s), 9.86 (1H, s), 8.84 (1H, d,  $J = 5.8$  Hz), 8.79 (1H, s), 8.22 (1H, s), 7.89 (1H, d,  $J = 7.2$  Hz), 7.69 (1H, d,  $J = 5.8$  Hz), 7.40 (2H, dt,  $J_d = 8.0$  Hz,  $J_t = 1.5$  Hz).

-77-

Example 124-(3-Bromoanilino)-7-fluoropyrido[4,3-d]pyrimidine

3-Cyano-4,6-diaminopyridine. Crude 2-bromo-3-cyano-4,6-diaminopyridine [W.J.Middleton, US Patent 2,790,806 (April 30, 1957), Du Pont; Chem. Abst. 51:P14829 (1957), see also next experimental] (15.1 g, 0.071 mole) is hydrogenated in THF/MeOH (200 mL, 2:1) containing KOAc (7.0 g, 0.071 mole) and 5% Pd/C (4 g) at 55 p.s.i. and 20 °C for 7 days. Filtration over celite, washing with THF/MeOH and removal of the solvent gives a solid, which is dissolved in dilute HCl and water. Adjustment of the solution pH to 10 (conc. NaOH) and cooling gives 3-cyano-4,6-diaminopyridine (6.58 g, 69%) as a yellow solid, mp 197-198 °C [Metzger, R.; Oberdorfer, J.; Schwager, C.; Thielecke, W.; Boldt, P. Liebigs Ann. Chem. 1980, 946-953 record mp (benzene) 205 °C]. Extraction of the remaining liquor with EtOAc (4 x 200 mL) gives further product (2.12 g, 22%). <sup>1</sup>H NMR (DMSO) δ 7.91 (1H, s), 6.26, 6.24 (2H, 2H, brs), 5.63 (1H, s).

4,6-Diamino-3-pyridylcarboxamide. 3-Cyano-4,6-diaminopyridine (4.30 g, 0.032 mole) is added to 90% H<sub>2</sub>SO<sub>4</sub> (25 mL), then stirred at 60-70 °C for 3 h. The resulting solution is added to cold conc. NaOH (40%) to give a mixture of 4,6-diamino-3-pyridylcarboxamide and inorganic salts. An analytically pure sample is obtained by chromatography on alumina (10-50% MeOH/CHCl<sub>3</sub>) to give a pale yellow solid. <sup>1</sup>H NMR (DMSO) δ 8.15 (1H, s), 6.91 (2H, brs), 7.7-6.3 (2H, brm), 5.78 (2H, brs), 5.56 (1H, s).

-78-

7-Amino-4-oxo-3H-pyrido[4,3-d]pyrimidine.

Crude 4,6-diamino-3-pyridylcarboxamide (9.2 g) is heated in purified (EtO)<sub>2</sub>CH (distilled from Na, 60 mL) at 170 °C for 1.5 d. After removing the solvent, the residue is dissolved in hot 2 M NaOH, filtered, neutralized (conc. HCl) and cooled to give 7-amino-4-oxo-3H-pyrido[4,3-d]pyrimidine (3.57 g, 69% from the nitrile) as a light brown solid <sup>1</sup>H NMR (DMSO) δ 11.79 (1H, brs), 8.74 (1H, s), 7.97 (1H, s), 6.76 (2H, brs), 6.38 (1H, s).

7-Fluoro-4-oxo-3H-pyrido[4,3-d]pyrimidine.

A solution of 7-amino-4-oxo-3H-pyrido[4,3-d]pyrimidine (1.00 g, 6.17 mmol) in 60% HBF<sub>4</sub> (25 mL) at 0 °C is treated with solid NaNO<sub>2</sub> (0.85 g, 12.3 mmol, added in portions over 2 h), and is then stirred at 0 °C for a further 1 h and at 20 °C for 30 min. The resulting mixture is ice-cooled, neutralized with saturated aqueous Na<sub>2</sub>CO<sub>3</sub>, and extracted with EtOAc (4 x 100 mL). The extract is washed with water, then filtered through silica gel<sup>†</sup> (EtOAc) to give 7-fluoro-4-oxo-3H-pyrido[4,3-d]pyrimidine (0.48 g, 47%) as a cream solid. <sup>1</sup>H NMR (DMSO) δ 12.69 (1H, brs), 9.01 (1H, s), 8.31 (1H, s), 7.34 (1H, s)

4-(3-Bromoanilino)-7-fluoropyrido[4,3-d]pyrimidine.

A suspension of 7-fluoro-4-oxo-3H-pyrido[4,3-d]pyrimidine (0.23 g, 1.39 mmol) in POCl<sub>3</sub> (10 mL) is stirred under reflux for 3.5 h, and is then concentrated under vacuum. The resulting oil is ice-cooled, diluted with CH<sub>2</sub>Cl<sub>2</sub> (100 mL), saturated aqueous Na<sub>2</sub>CO<sub>3</sub> (40 mL) and ice, and stirred at 20 °C for 2 h. The CH<sub>2</sub>Cl<sub>2</sub> extract is separated and the aqueous portion further extracted with CH<sub>2</sub>Cl<sub>2</sub> (2 x 100 mL), and then



-79-

the combined extracts are dried ( $\text{Na}_2\text{SO}_4$ ) and filtered to give crude 4-chloro-7-fluoropyrido[4,3-d]pyrimidine. 3-Bromoaniline (1.26 g, 7.35 mmole), 3-bromoaniline hydrochloride (20 mg) and dry isopropanol (5 mL) are added, then the resulting solution is concentrated under vacuum to remove the  $\text{CH}_2\text{Cl}_2$ , and stirred at 20 °C for 1 h. Upon addition of dilute  $\text{NaHCO}_3$  and water, the product crystallises. Filtration, washing with water and  $\text{CH}_2\text{Cl}_2$ , gives pure 4-(3-bromoanilino)-7-fluoropyrido[4,3-d]pyrimidine (297 mg, 67 %) as a cream solid.  $^1\text{H}$  NMR (DMSO)  $\delta$  10.38 (1H, brs), 9.59 (1H, s), 8.72 (1H, s), 8.17 (1H, s), 7.85 (1H, m), 7.38 (3H, m).

### Example 13

#### 15 7-Amino-4-anilinopyrido[4,3-d]pyrimidine

4,6-Diamino-2-bromo-3-cyanopyridine. HBr is bubbled for 2 h into a mixture of malononitrile (16.3 g, 0.247 mol) and toluene (400 mL) at 0°C. A light yellow precipitate forms. The reaction mixture is then heated at 100°C for 2 h, with much gas evolution. After cooling to room temperature, the yellow solid is isolated via suction filtration, washed with toluene and air dried. The solid (25.96 g) is mixed with water (500 mL), and the pH of the suspension is adjusted to 9 ~ 10 with  $\text{NH}_4\text{OH}$  (conc. ~ 15 mL). After stirring at room temperature for 1 h, the mixture is filtered. Recrystallization from EtOH affords a yellow solid. After drying at 60°C in a vacuum oven, 4,6-diamino-2-bromo-3-cyanopyridine (12.95 g, 49%) is obtained.  $^1\text{H}$  NMR (DMSO)  $\delta$  6.67 (2H, brs), 6.55 (2H, brs), 5.59 (1H, s).

-80-

2,4-Diamino-5-cyanopyridinium acetate. 4,6-Diamino-2-bromo-3-cyanopyridine (12.77 g, 60 mmol) is hydrogenated in THF/MeOH (240 mL, 2:1) containing KOAc (5.9 g, 60 mmol) and 20% Pd/C (0.5 g) at 18 psi at 25°C for 4 h. The mixture is celite filtered and the solvent is stripped under reduced pressure to give a solid (11.15 g) which is stirred with THF (100 mL) at room temperature for 20 min. The mixture is refiltered and the filtrate is stripped to dryness to give the desired product. After drying in a vacuum oven, 2,4-diamino-5-cyanopyridinium acetate (10.65 g, 92%) is collected as a yellow solid. <sup>1</sup>H NMR (DMSO) δ 7.90 (1H, s), 6.26 (4H, brs), 5.62 (1H, s), 1.90 (3H s).

7-Amino-4-thiono-3H-pyrido[4,3-d]pyrimidine. A mixture of 2,4-diamino-5-cyanopyridinium acetate (0.199 g, 1.0 mmol), triethyl orthoformate (1.95 mL) and Ac<sub>2</sub>O (1.95 mL) is refluxed under N<sub>2</sub> with stirring for 3 h. The solvent is then stripped and the residue is dissolved in MeOH (10 mL) containing NaOMe (0.81 g, 15 mmol). H<sub>2</sub>S is bubbled through the mixture for ~5 min, which is then refluxed overnight. After the solvent is stripped, the residue is dissolved in hot water and boiled with charcoal. After filtration, the filtrate is neutralized with acetic acid whilst hot to generate a yellow solid. On cooling, the solid is collected by suction filtration, and is dried in a vacuum oven overnight. 7-Amino-4-thiono-3H-pyrido[4,3-d]pyrimidine (84 mg, 51%) is isolated as light yellow solid. <sup>1</sup>H NMR (DMSO) δ 9.82 (1H, s), 9.34 (1H, s), 8.37 (1H, s), 7.80 (2H, d, J = 7.5 Hz), 7.38 (2H, t, J = 7.5 Hz), 7.12 (1H, t, J = 7.5 Hz), 6.61 (2H, brs) 6.43 (1H, s).

-81-

7-Amino-4-methylthiopyrido[4,3-d]pyrimidine.

NEt<sub>3</sub> (6 mL, 43 mmol) is added to a solution of 7-amino-4-thiono-3H-pyrido[4,3-d]pyrimidine (0.77 g, 4.3 mmol) in DMSO (7 mL) stirred under N<sub>2</sub> at 25°C. After the two  
5 phases have been stirred for 20 min, MeI (0.26 mL, 4.2 mmol) is added. After 2 h, the reaction mixture is poured onto stirring ice-water. Solid forms instantly. After further cooling at 0°C, the solid is collected by suction filtration and dried in a vacuum oven to  
10 give 7-amino-4-methylthiopyrido[4,3-d]pyrimidine (0.564 g, 68%). <sup>1</sup>H NMR (DMSO) δ 8.98 (1H, s), 8.71 (1H, s), 6.94 (2H, brs), 6.49 (1H, s) 2.63 (3H, s).

7-Amino-4-anilinopyrido[4,3-d]pyrimidine.

A mixture of 7-amino-4-methylthiopyrido[4,3-d]pyrimidine  
15 (0.136 g, 0.7 mmol) and aniline (0.5 mL, 5.5 mmol) is refluxed under N<sub>2</sub> at 180°C for 2 h. The reaction mixture is cooled to 25°C, when it precipitates. The solid is collected by suction filtration and recrystallized from isopropanol, and dried in a vacuum  
20 oven overnight. 7-Amino-4-anilinopyrido[4,3-d]pyrimidine (84 mg, 51%) is isolated as a light yellow solid. <sup>1</sup>H NMR (DMSO) δ 9.82 (1H, s), 9.34 (1H, s), 8.37 (1H, s), 7.80 (2H, d, J = 7.5 Hz), 7.38 (2H, t, J = 7.5 Hz), 7.12 (1H, t, J = 7.5 Hz), 6.61 (2H, brs)  
25 6.43 (1H, s).

Example 147-Amino-4-(3-hydroxyvanilino)pyrido[4,3-d]pyrimidine

A mixture of 7-amino-4-methylthiopyrido[4,3-d]pyrimidine (299 mg, 1.56 mmole) and 3-aminophenol  
30 (1.60 g, 14.7 mmole) is stirred at 160 °C for 15 min. The resulting product is chromatographed over silica

-82-

gel (9% MeOH/CH<sub>2</sub>Cl<sub>2</sub>) to give 7-amino-4-(3-hydroxyanilino)pyrido[4,3-d]pyrimidine (108 mg, 18%) as a pale orange solid. <sup>1</sup>H NMR (DMSO) δ 9.69 (1H, brs), 9.44 (1H, brs), 9.33 (1H, s), 8.38 (1H, s), 7.37 (1H, t, J = 2.1 Hz), 7.21 (1H, brd, J = 8.4 Hz), 7.14 (1H, t, J = 8.0 Hz), 6.59 (2H, brs), 6.53 (1H, ddd, J = 7.9, 2.2, 0.8 Hz), 6.43 (1H, s).

#### Example 15

##### 7-Amino-4-(3-methoxyanilino)pyrido[4,3-d]pyrimidine

10 A mixture of 7-amino-4-methylthiopyrido[4,3-d]pyrimidine (226 mg, 1.18 mmol) (described in the previous experimental) and *m*-anisidine (1.00 mL, 8.90 mmol) is stirred under N<sub>2</sub> at 190 °C for 1.5 h. The resulting product is chromatographed over silica gel  
15 (5-7% EtOH/EtOAc) to give 7-amino-4-(3-methoxyanilino)pyrido[4,3-d]pyrimidine (136 mg, 43%) as a light brown solid. <sup>1</sup>H NMR (DMSO) δ 9.78 (1H, brs), 9.34 (1H, s), 8.40 (1H, s), 7.50 (1H, brs), 7.44 (1H, d, J = 8.0 Hz), 7.28 (1H, t, J = 8.2 Hz), 6.71  
20 (1H, dd, J = 8.2, 2.3 Hz), 6.61 (2H, brs), 6.45 (1H, s), 3.77 (3H, s).

#### Example 16

##### 7-Amino-4-(2-methoxyanilino)pyrido[4,3-d]pyrimidine

25 A mixture of 7-amino-4-methylthiopyrido[4,3-d]pyrimidine (227 mg, 1.18 mmole) and *o*-anisidine (1.00 mL, 8.87 mmol) is stirred under N<sub>2</sub> at 180 °C for 2.5 h. The resulting product is chromatographed over silica gel (5% EtOH/EtOAc) to give 7-amino-4-(2-methoxyanilino)pyrido[4,3-d]pyrimidine (147 mg, 47%)  
30 as a yellow solid. <sup>1</sup>H NMR (DMSO) δ 9.44 (1H, brs), 9.25

-83-

(1H, s), 8.22 (1H, s), 7.54 (1H, dd,  $J = 7.7, 1.4$  Hz), 7.24 (1H, ddd,  $J = 8.1, 7.4, 1.5$  Hz), 7.10 (1H, dd,  $J = 8.2, 1.2$  Hz), 6.98 (1H, dt,  $J_d = 1.3$  Hz,  $J_t = 7.5$  Hz), 6.52 (2H, brs), 6.41 (1H, s), 3.79 (3H, s).

5 Example 177-Amino-4-(3-aminoanilino)pyrido[4,3-d]pyrimidine

A mixture of 7-amino-4-methylthiopyrido[4,3-d]pyrimidine (307 mg, 1.60 mmol) (described in a previous experimental) and 3-nitroaniline (2.00 g, 14.5 mmol) is stirred at 200 °C for 1.5 h, and the crude product is suspended in MeOH/THF (4:1, 250 mL) and hydrogenated over 5% Pd/C (2 g) at 60 psi and 20 °C for 24 h. The solution is filtered over celite, washing thoroughly (hot MeOH), and is then absorbed onto alumina and chromatographed on alumina (4-8% EtOH/CHCl<sub>3</sub>) to give 7-amino-4-(3-aminoanilino)pyrido[4,3-d]pyrimidine (66 mg, 16%) as a green solid, . <sup>1</sup>H NMR (DMSO) δ 9.57 (1H, brs), 9.30 (1H, s), 8.33 (1H, s), 7.04 (1H, t,  $J = 2.0$  Hz), 6.99 (1H, t,  $J = 8.0$  Hz), 6.88 (1H, brd,  $J = 8.0$  Hz), 6.55 (2H, brs), 6.40 (1H, s), 6.34 (1H, dd,  $J = 7.9, 1.3$  Hz), 5.10 (2H, brs).

15 Example 187-Amino-4-(4-aminoanilino)pyrido[4,3-d]pyrimidine

25 7-Amino-4-(4-acetamidoanilino)pyrido[4,3-d]pyrimidine. A mixture of 7-amino-4-methylthiopyrido[4,3-d]pyrimidine (138 mg, 0.72 mmole) and 4-aminoacetanilide (1.50 g, 10.0 mmole) is stirred under N<sub>2</sub> at 200 °C for 1 h. The resulting product is  
30 chromatographed over alumina (8-10% MeOH/CH<sub>2</sub>Cl<sub>2</sub>) to

SUBSTITUTE SHEET (RULE 26)

-84-

give 7-amino-4-(4-acetamidoanilino)pyrido[4,3-d]pyrimidine (110 mg, 52%) as a pale yellow solid. <sup>1</sup>H NMR (DMSO) δ 9.94, 9.79 (1H, 1H, 2 brs), 9.31 (1H, s), 8.34 (1H, s), 7.69 (2H, d, J = 8.9 Hz), 7.57 (2H, d, J = 8.9 Hz), 6.57 (2H, brs), 6.43 (1H, s), 2.05 (3H, s).

7-Amino-4-(4-aminoanilino)pyrido[4,3-d]pyrimidine. A solution of 7-amino-4-(4-acetamidoanilino)pyrido[4,3-d]pyrimidine (0.30 g, 1.02 mmole) in aqueous NaOH (2 M, 10 mL) and MeOH (10 mL) is stirred at 100 °C for 7 h. The resulting product is chromatographed over alumina (3-4% EtOH/CHCl<sub>3</sub>) to give 7-amino-4-(4-aminoanilino)pyrido[4,3-d]pyrimidine (86 mg, 33%) as an orange solid. <sup>1</sup>H NMR (DMSO) δ 9.58 (1H, brs), 9.24 (1H, s), 8.25 (1H, s), 7.31 (2H d, J = 8.6 Hz), 6.58 (2H, d, J = 8.6 Hz), 6.48 (2H, brs), 6.39 (1H, s), 5.00 (2H, brs).

#### Example 19

#### 7-Amino-4-(3-dimethylaminoanilino)pyrido[4,3-d]pyrimidine

A mixture of 7-amino-4-methylthiopyrido[4,3-d]pyrimidine (245 mg, 1.28 mmol) (described in a previous experimental) and *N,N*-dimethyl-1,3-phenylenediamine (1.60 g, 11.8 mmol) is stirred under N<sub>2</sub> at 190 °C for 1 h, and the resulting product is chromatographed (twice) over alumina (3% EtOH/CHCl<sub>3</sub>) to give 7-amino-4-(3-dimethylaminoanilino)pyrido[4,3-d]pyrimidine (113 mg, 32%) as a pale yellow solid. <sup>1</sup>H NMR (DMSO) δ 9.66 (1H, brs), 9.33 (1H, s), 8.36 (1H, s), 7.22 (1H, brd, J = 7.8 Hz), 7.16 (2H, m), 6.57 (2H, brs), 6.51 (1H, ddd, J = 8.0, 2.3, 1.2 Hz), 6.42 (1H, s), 2.91 (6H, s).

**SUBSTITUTE SHEET (RULE 26)**

-85-

Example 207-Amino-4-(4-dimethylaminoanilino)pyrido[4,3-d]pyrimidine

A mixture of 7-amino-4-methylthiopyrido[4,3-d]pyrimidine (256 mg, 1.33 mmole) and *N,N*-dimethyl-1,4-phenylenediamine (1.95 g, 14.4 mmole) is stirred under N<sub>2</sub> at 190 °C for 20 min. The resulting product is chromatographed over alumina (3-7% EtOH/CHCl<sub>3</sub>) to give 7-amino-4-(4-dimethylaminoanilino)pyrido[4,3-d]pyrimidine (198 mg, 53%) as an orange solid. <sup>1</sup>H NMR (DMSO) δ 9.67 (1H, brs), 9.27 (1H, s), 8.27 (1H, s), 7.51 (2H, d, J = 8.9 Hz), 6.75 (2H, d, J = 8.9 Hz), 6.51 (2H, brs), 6.39 (1H, s), 2.89 (6H, s).

Example 217-Amino-4-(2-nitroanilino)pyrido[4,3-d]pyrimidine

A mixture of 7-amino-4-methylthiopyrido[4,3-d]pyrimidine (220 mg, 1.15 mmole) and 2-nitroaniline (2.00 g, 14.5 mmole) is heated to 100 °C, then excess dry HCl gas is added to the hot stirred solution, and the mixture stirred at 160 °C for 20 min. The resulting product is neutralized with excess NaHCO<sub>3</sub>, dissolved in MeOH/CHCl<sub>3</sub>, dried onto silica gel and chromatographed over silica gel (2-4% MeOH/CH<sub>2</sub>Cl<sub>2</sub>) to give 7-amino-4-(2-nitroanilino)pyrido[4,3-d]pyrimidine (108 mg, 33%) as a yellow brown solid. <sup>1</sup>H NMR (DMSO) δ 10.40 (1H, brs), 9.24 (1H, brs), 8.20 (1H, brs), 8.12 (1H, brs), 8.01 (2H, brs), 7.75 (1H, brs), 6.70 (2H, brs), 6.43 (1H, brs).

SUBSTITUTE SHEET (RULE 26)

-86-

Example 227-Amino-4-(3-nitroanilino)pyrido[4,3-d]pyrimidine

A mixture of 7-amino-4-methylthiopyrido[4,3-d]pyrimidine (127 mg, 0.66 mmol) (described in a  
5 previous experimental) and 3-nitroaniline (1.70 g, 12.3 mmol) is stirred under N<sub>2</sub> at 200°C for 1.5 h. The resulting product is chromatographed over alumina (5-20% EtOH/CHCl<sub>3</sub>) to give 7-amino-4-(3-nitroanilino)pyrido[4,3-d]pyrimidine (81 mg, 39%) as a  
10 brown solid. <sup>1</sup>H NMR (DMSO) δ 10.17 (1H, brs), 9.37 (1H, s), 8.87 (1H, brs), 8.48 (1H, s), 8.33 (1H, brd, J = 7.5 Hz), 7.95 (1H, ddd, J = 8.2, 2.1, 1.0 Hz), 7.67 (1H, t, J = 8.2 Hz), 6.70 (2H, brs), 6.47 (1H, s).

Example 237-Amino-4-(3-fluoroanilino)pyrido[4,3-d]pyrimidine

A mixture of 7-amino-4-methylthiopyrido[4,3-d]pyrimidine (215 mg, 1.12 mmol) and 3-fluoroaniline (1.16 g, 10.4 mmol) is stirred at 160 °C for 30 min. The resulting product is chromatographed over silica  
20 gel (6-7% MeOH/CH<sub>2</sub>Cl<sub>2</sub>) to give 7-amino-4-(3-fluoroanilino)pyrido[4,3-d]pyrimidine (185 mg, 65%) as a white solid. <sup>1</sup>H NMR (DMSO) δ 9.94 (1H, brs), 9.36 (1H, s), 8.46 (1H, s), 7.91 (1H, brd, J = 11.9 Hz), 7.63 (1H, brd, J = 8.1 Hz), 7.41 (1H, dd, J = 15.7, 7.7 Hz),  
25 6.93 (1H, dt, J<sub>t</sub> = 8.5 Hz, J<sub>d</sub> = 2.4 Hz), 6.68 (2H, brs), 6.38 (1H, s).



-87-

Example 247-Amino-4-(3-chloroanilino)pyrido[4,3-d]pyrimidine

A mixture of 7-amino-4-methylthiopyrido[4,3-d]pyrimidine (208 mg, 1.08 mmol) and 3-chloroaniline (1.21 g, 9.48 mmol) is stirred at 150 °C for 20 min. The resulting product is chromatographed over alumina (5-10% MeOH/CH<sub>2</sub>Cl<sub>2</sub>) to give 7-amino-4-(3-chloroanilino)pyrido[4,3-d]pyrimidine (177 mg, 60%) as a white solid. <sup>1</sup>H NMR (DMSO) δ 9.92 (1H, brs), 9.35 (1H, s), 8.45 (1H, s), 8.08 (1H, brs), 7.79 (1H, brd, J = 8.0 Hz), 7.40 (1H, t, J = 8.1 Hz), 7.16 (1H, dd, J = 7.9, 1.3 Hz), 6.68 (2H, brs), 6.46 (1H, s).

Example 257-Amino-4-(3,4-dichloroanilino)pyrido[4,3-d]pyrimidine

A mixture of 7-amino-4-methylthiopyrido[4,3-d]pyrimidine (247 mg, 1.29 mmol) and 3,4-dichloroaniline (1.50 g, 9.26 mmol) is stirred at 165 °C for 30 min. The resulting product is chromatographed over silica gel (7-8% MeOH/CH<sub>2</sub>Cl<sub>2</sub>) to give 7-amino-4-(3,4-dichloroanilino)pyrido[4,3-d]pyrimidine (252 mg, 64%) as a pale yellow solid. <sup>1</sup>H NMR (DMSO) δ 9.97 (1H, brs), 9.34 (1H, s), 8.47 (1H, s), 8.29 (1H, brs), 7.86 (1H, brd, J = 8.6 Hz), 7.62 (1H, d, J = 8.8 Hz), 6.70 (2H, brs), 6.46 (1H, s).

Example 267-Amino-4-(2-bromoanilino)pyrido[4,3-d]pyrimidine

A mixture of 7-amino-4-methylthiopyrido[4,3-d]pyrimidine (198 mg, 1.03 mmol) (described in a previous experimental) and 2-bromoaniline (1.00 mL,

SUBSTITUTE SHEET (RULE 26)

-88-

9.18 mmol) is stirred under N<sub>2</sub> at 180°C for 2.5 h, and the resulting product is chromatographed on alumina (1% EtOH/CHCl<sub>3</sub>) to give 7-amino-4-(2-bromoanilino)pyrido[4,3-d]pyrimidine (108 mg, 33%) as  
5 a pale yellow solid, <sup>1</sup>H NMR (DMSO) δ 9.91 (1H, brs), 9.27 (1H, s), 8.20 (1H, s), 7.73 (1H, d, J = 7.9 Hz), 7.50 (1H, m), 7.44 (1H, t, J = 6.9 Hz), 7.25 (1H, m), 6.59 (2H, brs), 6.42 (1H, s).

Example 27

10 7-Amino-4-(3-bromoanilino)pyrido[4,3-d]pyrimidine

A mixture of 7-amino-4-methylthiopyrido[4,3-d]pyrimidine (167 mg, 0.87 mmol) (described in a previous experimental) and 3-bromoaniline (0.75 mL, 7.8 mmol) is stirred under N<sub>2</sub> at 190°C for 2.5 h, and  
15 the precipitate which appears on cooling is recrystallized from Pr<sup>i</sup>OH. <sup>1</sup>H NMR (DMSO) δ 9.91 (1H, brs), 9.34 (1H, s), 8.45 (1H, s), 8.19 (1H, s), 7.84 (1H, d, J = 8.0 Hz), 7.34 (1H, t, J = 8.0 Hz), 7.29 (1H, d, J = 8.2 Hz), 6.68 (2H, brs), 6.45 (1H, s).

20 Example 28

7-Amino-4-(4-bromoanilino)pyrido[4,3-d]pyrimidine

A mixture of 7-amino-4-methylthiopyrido[4,3-d]pyrimidine (261 mg, 1.36 mmole) and 4-bromoaniline (1.00 g, 5.81 mmole) is stirred under N<sub>2</sub> at 200 °C for  
25 15 min. The resulting product is chromatographed on silica gel (10-15% EtOH/EtOAc) to give 7-amino-4-(4-bromoanilino)pyrido[4,3-d]pyrimidine (200 mg, 46%) as a pale yellow solid. <sup>1</sup>H NMR (DMSO) δ 9.88 (1H, brs), 9.34 (1H, s), 8.40 (1H, s), 7.83 (2H, d, J = 8.8 Hz),

-89-

7.55 (2H, d,  $J = 8.8$  Hz), 6.64 (2H, brs), 6.44 (1H, s).

Example 29

7-Amino-4-(3-iodoanilino)pyrido[4,3-d]pyrimidine

5 A mixture of 7-amino-4-methylthiopyrido[4,3-d]pyrimidine (72 mg, 0.37 mmol) and 3-iodoaniline (1.25 g, 5.71 mmol) is stirred at 160 °C for 30 min. The resulting product is chromatographed over silica gel (5-7% MeOH/CH<sub>2</sub>Cl<sub>2</sub>) to give 7-amino-4-(3-  
10 iodoanilino)pyrido[4,3-d]pyrimidine (83 mg, 61%) as a light brown rosettes. <sup>1</sup>H NMR (DMSO)  $\delta$  9.84 (1H, brs), 9.34 (1H, s), 8.44 (1H, s), 8.30 (1H, brs), 7.90 (1H, dd,  $J = 7.9, 0.8$  Hz), 7.47 (1H, d,  $J = 7.7$  Hz), 7.18 (1H, t,  $J = 8.0$  Hz), 6.66 (2H, brs), 6.46 (1H, s).

15 Example 30

7-Amino-4-(2-trifluoromethylanilino)pyrido[4,3-d]pyrimidine

A mixture of 7-amino-4-methylthiopyrido[4,3-d]pyrimidine (300 mg, 1.56 mmol), 2-aminobenzotrifluoride hydrochloride (1.00 g, 5.06 mmol) and 2-  
20 aminobenzotrifluoride (2.00 g, 12.4 mmol) is stirred at 160 °C for 10 min. The resulting product is neutralized with excess NaHCO<sub>3</sub>, dissolved in MeOH/CHCl<sub>3</sub>, dried onto silica gel and chromatographed over silica gel (6-7% MeOH/CH<sub>2</sub>Cl<sub>2</sub>) to give 7-amino-4-(2-trifluoro-  
25 methylanilino)pyrido[4,3-d]pyrimidine (194 mg, 41%) as a cream solid, mp (MeOH/CHCl<sub>3</sub>/light petroleum) 126-130 °C (dec.). <sup>1</sup>H NMR (DMSO)  $\delta$  10.60 (1H, brs), 9.17 (1H, brs), 8.13 (1H, brs), 7.76, 7.69 (1H, 1H, m, m), 7.45 (2H, m), 6.66 (2H, brs), 6.36 (1H, s).

SUBSTITUTE SHEET (RULE 26)

-90-

Example 317-Amino-4-(3-trifluoromethylanilino)pyrido[4,3-d]pyrimidine

A mixture of 7-amino-4-methylthiopyrido[4,3-d]pyrimidine (234 mg, 1.22 mmol) (described in a  
5 previous experimental) and 3-aminobenzotrifluoride  
(2.00 mL, 16.0 mmol) is stirred under N<sub>2</sub> at 190-200°C  
for 2 h, and the resulting product is then  
chromatographed over silica gel (5-10% EtOH/EtOAc),  
and then over alumina (5-7% EtOH/CHCl<sub>3</sub>) to give 7-  
10 amino-4-(3-trifluoromethylanilino)pyrido[4,3-  
d]pyrimidine (157 mg, 42%) as a cream solid. <sup>1</sup>H NMR  
(DMSO) δ 10.04 (1H, s), 9.37 (1H, s), 8.46 (1H, s),  
8.31 (1H, s), 8.19 (1H, d, J = 8.2 Hz), 7.62 (1H, t, J  
= 8.0 Hz), 7.45 (1H, d, J = 7.7 Hz), 6.69 (2H, brs),  
15 6.47 (1H, s).

Example 327-Amino-4-(4-trifluoromethylanilino)pyrido[4,3-d]pyrimidine

A mixture of 7-amino-4-methylthiopyrido[4,3-d]pyrimidine (390 mg, 2.03 mmol), 4-aminobenzotri-  
20 fluoride hydrochloride (0.40 g, 2.02 mmol) and 4-  
aminobenzotrifluoride (1.61 g, 10.0 mmol) is stirred  
at 180 °C for 2 min. The resulting product is neutral-  
ized with excess NaHCO<sub>3</sub>, dissolved in MeOH/CHCl<sub>3</sub>,  
dried onto alumina and chromatographed over alumina  
25 (4-7% MeOH/CH<sub>2</sub>Cl<sub>2</sub>) to give 7-amino-4-(4-trifluoro-  
methylanilino)pyrido[4,3-d]pyrimidine (390 mg, 63%) as  
a cream solid. Analytically pure material was obtained  
by further chromatography over silica gel (5%  
MeOH/CH<sub>2</sub>Cl<sub>2</sub>) to give pale yellow needles. <sup>1</sup>H NMR (DMSO)  
30 δ 10.09 (1H, brs), 9.40 (1H, s), 8.48 (1H, s), 8.13  
(2H, d, J = 8.2 Hz), 7.74 (2H, d, J = 8.7 Hz), 6.72  
(2H, brs), 6.40 (1H, s).

-91-

Example 334-(3-Bromoanilino)-7-methylaminopyrido[4,3-d]pyrimidine

A mixture of 7-fluoro-4-(3-bromoanilino)-  
pyrido[4,3-d]pyrimidine (74 mg, 0.23 mmol), triethyl-  
amine (7 mL, 50 mmol) and methylamine hydrochloride  
5 (3.0 g, 44 mmol) in isopropanol (30 mL) contained in a  
steel bomb is stirred at 95 °C (oil bath) for 5 h.  
The resulting mixture is concentrated under vacuum,  
basified with aqueous Na<sub>2</sub>CO<sub>3</sub>, diluted with water and  
10 extracted with EtOAc (3 x 100 mL). Chromatography of  
this extract on silica gel (3 % MeOH/CH<sub>2</sub>Cl<sub>2</sub>) gives 4-  
(3-bromoanilino)-7-methylaminopyrido[4,3-d]pyrimidine  
(50 mg, 65%) as a pale yellow solid. <sup>1</sup>H NMR (DMSO) δ  
9.93 (1H, brs), 9.37 (1H, s), 8.47 (1H, s), 8.18 (1H,  
15 s), 7.84 (1H, d, J = 7.8 Hz), 7.34 (1H, t, J = 7.9  
Hz), 7.30 (1H, brd, J = 8.1 Hz), 7.19 (1H, q, J = 4.7  
Hz), 6.35 (1H, s), 2.85 (3H, d, J = 4.8 Hz).

Example 344-(3-Bromoanilino)-7-dimethylaminopyrido[4,3-d]pyrimidine

A mixture of 7-fluoro-4-(3-  
20 bromoanilino)pyrido[4,3-d]pyrimidine (101 mg, 0.32  
mmol), triethylamine (4.4 mL, 32 mmole) and  
dimethylamine hydrochloride (2.58 g, 32 mmol) in  
isopropanol (30 mL) contained in a steel bomb is  
25 stirred at 100 °C (oil bath) for 4 h. The resulting  
solution is concentrated under vacuum, basified with  
aqueous Na<sub>2</sub>CO<sub>3</sub> and diluted with water to give a solid.  
Filtration and recrystallisation from MeOH/CHCl<sub>3</sub> gives  
7-dimethylamino-4-(3-bromoanilino)pyrido[4,3-  
30 d]pyrimidine (102 mg, 94%) as a pale yellow solid. <sup>1</sup>H  
NMR (DMSO) δ 9.93 (1H, brs), 9.42 (1H, s), 8.48 (1H,  
s), 8.19 (1H, s), 7.85 (1H, d, J = 7.7 Hz), 7.35 (1H,

-92-

t,  $J = 7.9$  Hz), 7.30 (1H, brd,  $J = 7.8$  Hz), 6.53 (1H, s), 3.16 (6H, s).

Example 35

5 4-[N-(3-Bromophenyl)-N-methylamino]-7-methylamino-pyrido[4,3-d]pyrimidine

A mixture of 7-fluoro-4-(3-bromoanilino)-pyrido[4,3-d]pyrimidine (100 mg, 0.31 mmole), triethylamine (4.4 mL, 32 mmole) and methylamine hydrochloride (2.12 g, 32 mmole) in isopropanol (30 mL) contained in a steel bomb is stirred at 100 °C (oil bath) for 5 h. The resulting mixture is concentrated under vacuum, basified with aqueous  $\text{Na}_2\text{CO}_3$ , diluted with water and extracted with EtOAc (3 x 100 mL). Chromatography of this extract on silica gel (1-2% MeOH/ $\text{CH}_2\text{Cl}_2$ ) gives 4-[N-(3-bromophenyl)-N-methylamino]-7-methylaminopyrido[4,3-d]pyrimidine (23 mg, 21%) as a pale yellow solid.  $^1\text{H}$  NMR (DMSO)  $\delta$  8.14 (1H, s), 7.79 (1H, s), 7.30 (1H, t,  $J = 8.0$  Hz), 7.20 (1H, ddd,  $J = 7.9, 1.8, 0.8$  Hz), 7.03 (1H, brq,  $J = 4.9$  Hz), 7.01 (1H, t,  $J = 1.9$  Hz), 6.82 (1H, ddd,  $J = 7.8, 1.8, 0.9$  Hz), 6.25 (1H, s), 3.40 (3H, s), 2.73 (3H, d,  $J = 4.9$  Hz).

Example 36

7-Acetylamino-4-(3-bromoanilino)pyrido[4,3-d]pyrimidine

25 A mixture of 7-amino-4-(3-bromoanilino)-pyrido[4,3-d]pyrimidine (0.154 g, 0.49 mmol), acetic anhydride (0.14 mL, 1.5 mmol), triethylamine (0.14 mL, 1.0 mmol) and a catalytic amount of 4-(N,N-dimethylamino)pyridine are stirred under  $\text{N}_2$  at room temperature for 18 h. The reaction is then quenched by addition of ice water. The dark precipitate is collected by

-93-

Buchner filtration and is purified by preparative tlc (Rf = 0.25, 7% MeOH/CHCl<sub>3</sub>). Recrystallization from EtOH gives 7-acetylamino-4-(3-bromoanilino)pyrido[4,3-d]pyrimidine (13.5 mg, 7.7%). <sup>1</sup>H NMR (DMSO) δ 10.92 (1H, s), 10.22 (1H, s), 9.64 (1H, s), 8.70 (1H, s), 8.28 (1H, s), 8.21 (1H, s), 7.88 (1H, d, J = 7.7Hz) 7.41-7.34 (3H, m), 2.16 (3H, s).

#### Example 37

##### 4-(3-Bromoanilino)-7-methoxypyrido[4,3-d]pyrimidine

10 A solution of 7-fluoro-4-(3-bromoanilino)-pyrido[4,3-d]pyrimidine (100 mg, 0.31 mmol) in 1 M sodium methoxide-methanol (30 mL) is stirred under reflux for 42 h. The resulting mixture is concentrated under reduced pressure, diluted with water and neutralized with dilute HCl to give 7-methoxy-4-(3-bromoanilino)pyrido[4,3-d]pyrimidine (92 mg, 89%) as a white solid. <sup>1</sup>H NMR (DMSO) δ 10.22 (1H, brs), 9.57 (1H, s), 8.63 (1H, s), 8.19 (1H, s), 7.86 (1H, brd, J = 7.9 Hz), 7.39 (1H, t, J = 7.9 Hz), 7.35 (1H, dd, J = 7.9, 1.5 Hz), 6.96 (1H, s), 4.00 (3H, s).

#### Example 38

##### 4-Benzylaminopyrido[4,3-d]pyrimidine

4-Methylthiopyrido[4,3-d]pyrimidine (160.4 mg, 0.902 mmol), and benzylamine (106.3 mg, 0.992 mmol) in EtOH (2 mL) are heated at 80°C for 12 h, and then the solvent is removed under reduced pressure. The resulting solid is suspended in CH<sub>2</sub>Cl<sub>2</sub>, filtered, and the resulting solid is purified by preparative tlc on silica, eluting with 5% MeOH in CHCl<sub>3</sub>. Removal of the solvent under reduced pressure yields 4-

-94-

benzylaminopyrido[4,3-d]pyrimidine (36 mg, 17%). <sup>1</sup>H NMR (DMSO) δ 9.60 (1H, s), 9.37 (1H, t, J = 5.8 Hz), 8.72 (1H, d, J = 5.8 Hz), 8.57 (1H, s), 7.54 (1H, d, J = 5.8 Hz), 7.37 (2H, d, J = 7.0 Hz), 7.33 (2H, t, J = 7.3 Hz), 7.25 (1H, t, J=7.2 Hz), 4.81 (2H, d, J = 5.8 Hz).

#### Example 39

##### 4-([R]-1-Phenylethylamino)pyrido[4,3-d]pyrimidine

To a mixture of 4-methylthiopyrido[4,3-d]pyrimidine (85 mg, 0.48 mmol) and EtOH (2.5 mL) is added R-methylbenzylamine (0.13 mL, 1.0 mmol) dropwise. The resulting mixture is refluxed at 80°C for 20 h. The solvent is removed under reduced pressure to give an oil which is crystallized from MeOH to give 4-([R]-1-phenylethylamino)pyrido[4,3-d]pyrimidine (41.6 mg, 35%), mp 138-138.5°C. <sup>1</sup>H NMR (DMSO) δ 9.77 (1H, d, J = 0.7 Hz), 9.00 (1H, d, J = 7.7 Hz), 8.73 (1H, d, J = 5.8 Hz), 8.54 (1H, s), 7.53 (1H, dd, J = 5.8, 0.5 Hz), 7.45 (2H, d, J = 7.2 Hz), 7.33 (2H, t, J = 7.6 Hz), 7.23 (1H, tt, J = 7.5, 1.2 Hz), 5.63 (1H, p, J = 7.2 Hz), 1.61 (3H, t, J = 7.0 Hz).

#### Example 40

##### 7-Amino-4-benzylaminopyrido[4,3-d]pyrimidine

A mixture of 2,4-diamino,5-cyanopyridinium acetate (8.78 g, 45 mmol), formic acid (10.66 g, 0.204 mol) and benzylamine (45 mL, 0.41 mol) is heated at 200°C under N<sub>2</sub> for 2 h. Upon cooling, it solidifies. Water (500 mL) is added and the gummy solid/water mixture is stirred for ~20 min. at 0°C. The liquid is



-95-

decanted. The solid is washed with water and then recrystallized from isopropanol (25 mL). After drying in a vacuum oven overnight, 7-amino-2-benzylaminopyrido[4,3-d]pyrimidine (8.29 g, 73%) is  
5 obtained as a light yellow solid. <sup>1</sup>H NMR (DMSO) δ 9.10 (1H, s), 8.85 (1H, t, J = 5.8 Hz), 8.25 (1H, s), 7.21-7.36 (5H, m), 6.46 (2H, brs), 6.35 (1H, s), 4.74 (2H, d, J = 6.0 Hz).

Example 41

10 7-Amino-4-([R]-1-phenylethylamino)pyrido[4,3-d]pyrimidine

A mixture of [R]-1-phenylethylamine (0.072 mL, 0.55 mmol) and 7-amino-4-methylthiopyrido[4,3-d]pyrimidine (97 mg, 0.5 mmol) (described in a  
15 previous experimental) is heated at 180°C under N<sub>2</sub> for 1.5 hr. The reaction is then cooled to room temperature producing a precipitate. The mixture is added to water and CHCl<sub>3</sub>, sonicated and filtered. The phases are separated and the aqueous phase is  
20 extracted with CHCl<sub>3</sub>. The combined extracts are washed with water, saturated brine and dried (MgSO<sub>4</sub>). The solvent is removed under reduced pressure and the residue purified by using preparative tlc (5% MeOH/CHCl<sub>3</sub>) and recrystallization from CHCl<sub>3</sub>, to give  
25 7-amino-4-([R]-1-phenylethylamino)pyrido[4,3-d]pyrimidine (14.5 mg, 11%), mp 231.8-232.1°C. <sup>1</sup>H NMR (DMSO) δ 9.23 (1H, s), 8.50 (1H, d, J = 8.0 Hz), 8.19 (1H, s), 7.41 (2H, d, J = 7.0 Hz), 7.31 (2H, t, J = 8.0 Hz), 7.21 (1H, tt, J = 7.4, 1.2 Hz), 6.45 (2H, s), 6.33 (1H, s), 5.56 (1H, p, J = 7.2 Hz), 1.55 (3H, d, J  
30 = 7.0 Hz).

-96-

Example 427-Amino-4-(2-aminobenzylamino)pyrido[4,3-d]pyrimidine

A mixture of 7-amino-4-methylthiopyrido[4,3-d]pyrimidine (136 mg, 0.71 mmol) (described in a previous experimental) and 2-aminobenzylamine (1.70 g, 13.8 mmol) in isopropanol (5 mL) is stirred at reflux for 1 h, and the resulting product is chromatographed on silica gel (7-20% EtOH/EtOAc) and alumina (6-10% EtOH/CHCl<sub>3</sub>) to give 7-amino-4-(2-aminobenzylamino)pyrido[4,3-d]pyrimidine (89 mg, 47%) as a white solid. <sup>1</sup>H NMR (DMSO) δ 9.08 (1H, s), 8.68 (1H, t, J = 5.8 Hz), 8.26 (1H, s), 7.05 (1H, d, J = 7.4 Hz), 6.96 (1H, t, J = 7.6 Hz), 6.63 (1H, d, J = 7.9 Hz), 6.51 (1H, t, J = 7.4 Hz), 6.46 (2H, brs), 6.35 (1H, s), 5.20 (2 H, brs), 4.56 (2H, d, J = 5.8 Hz).

Example 437-Amino-4-(3-dimethylaminobenzylamino)pyrido[4,3-d]pyrimidine

A mixture of 7-amino-4-methylthiopyrido[4,3-d]pyrimidine (236 mg, 1.23 mmol) (described in a previous experimental) and 3-dimethylamino-benzylamine (1.36 g, 9.07 mmol) in isopropanol (5 mL) is stirred under N<sub>2</sub> at reflux for 1 h, and the resulting product is chromatographed on silica gel (10-15% EtOH/EtOAc), then on alumina (1% EtOH/CHCl<sub>3</sub>) to give 7-amino-4-(3-dimethylaminobenzylamino)pyrido[4,3-d]pyrimidine (145 mg, 40%) as a white solid. <sup>1</sup>H NMR (DMSO) δ 9.11 (1H, s), 8.79 (1H, t, J = 5.9 Hz), 8.26 (1H, s), 7.11 (1H, dd, J = 8.0, 7.7 Hz), 6.73 (1H, brs), 6.63 (1H, d, J = 7.6 Hz), 6.60 (1H, dd, J = 8.1, 2.2 Hz), 6.44 (2H,

-97-

brs), 6.35 (1H, s), 4.67 (2H, d, J = 5.8 Hz), 2.86 (6H, s).

Example 44

7-Amino-4-(3-nitrobenzylamino)pyrido[4,3-d]pyrimidine

5 A mixture of 7-amino-4-methylthiopyrido[4,3-d]pyrimidine (228 mg, 1.19 mmol) (described in a previous experimental) and 3-nitrobenzylamine (0.81 g, 5.33 mmol) is stirred under N<sub>2</sub> at 150-160 °C for 1.5 h, and the resulting product chromatographed on silica  
10 gel (5-10% EtOH/EtOAc) to give 7-amino-4-(3-nitrobenzylamino)pyrido[4,3-d]pyrimidine (151 mg, 43%) as a yellow solid. <sup>1</sup>H NMR (DMSO) δ 9.11 (1H, s), 8.98 (1H, t, J = 5.5 Hz), 8.26 (1H, s), 8.22 (1H, brs), 8.12 (1H, dd, J = 8.0, 1.8 Hz), 7.83 (1H, d, J = 7.7  
15 Hz), 7.63 (1H, t, J = 7.9 Hz), 6.50 (2H, brs), 6.38 (1H, s), 4.85 (2H, d, J = 5.8 Hz).

Example 45

7-Amino-4-(3-methoxybenzylamino)pyrido[4,3-d]pyrimidine

20 A mixture of 7-amino-4-methylthiopyrido[4,3-d]pyrimidine (136 mg, 0.71 mmol) (described in a previous experimental) and 3-methoxybenzylamine (1.37 g, 10.0 mmol) in isopropanol (3 mL) is stirred under N<sub>2</sub> at reflux for 3 h. Evaporation of the solvent and chromatography on silica gel (5-10% EtOH/EtOAc) gives  
25 7-amino-4-(3-methoxybenzylamino)pyrido[4,3-d]pyrimidine (153 mg, 77%) as a white solid. <sup>1</sup>H NMR (DMSO) δ 9.11 (1H, s), 8.83 (1H, t, J = 5.7 Hz), 8.26 (1H, s), 7.24 (1H, dt, J<sub>d</sub> = 0.8 Hz, J<sub>t</sub> = 8.1 Hz), 6.92 (2H, m), 6.81 (1H, dt, J<sub>d</sub> = 8.2 Hz, J<sub>t</sub> = 1.2 Hz), 6.46  
30 (2H, brs), 6.37 (1H, s), 4.71 (2H, d, J = 5.8 Hz), 3.73 (3H, s).

SUBSTITUTE SHEET (RULE 26)

- 98 -

Example 467-Amino-4-(4-chlorobenzylamino)pyrido[4,3-d]pyrimidine mesylate

5 The free base (56 mg, 0.20 mmol) (prepared from 2,4-diamino,5-cyanopyridinium acetate, formic acid and 4-chlorobenzylamine at 200°C as described in a previous example is precipitated from acetone solution with methanesulfonic acid (105  $\mu$ L, 0.23 mmol) to give a polymesylate salt.  $^1\text{H}$  NMR (DMSO)  $\delta$  10.59  
10 (1H, t, J = 5.6 Hz), 9.24 (1H, s), 8.69 (1H, s), 7.42 (4H, s), 6.42 (1H, s), 5.8 (~6H, vbrs), 4.89 (2H, d, J = 5.8 Hz), 2.41 (~7.5H, s).

Example 477-Amino-4-(2-bromobenzylamino)pyrido[4,3-d]pyrimidine

15 A mixture of 7-amino-4-methylthiopyrido[4,3-d]pyrimidine (225 mg, 1.17 mmol) (described in a previous experimental) and 2-bromobenzylamine (0.84 g, 4.52 mmol) is stirred under  $\text{N}_2$  at 140 °C for 1 h, and the resulting product chromatographed on silica gel  
20 (1-5% EtOH/EtOAc) to give 7-amino-4-(2-bromobenzylamino)pyrido[4,3-d]pyrimidine (175 mg, 45%) as a light brown solid.  $^1\text{H}$  NMR (DMSO)  $\delta$  9.16 (1H, s), 8.85 (1H, t, J = 5.7 Hz), 8.24 (1H, s), 7.64 (1H, d, J = 7.8 Hz), 7.34 (1H, dd, J = 7.7, 7.1 Hz), 7.31 (1H, dd, J = 7.7, 2.4 Hz), 7.21 (1H, ddd, J = 7.8, 6.9, 2.4  
25 Hz), 6.50 (2H, brs), 6.39 (1H, s), 4.74 (2H, d, J = 5.7 Hz).

- 99 -

Example 487-Amino-4-(3-bromobenzylamino)pyrido[4,3-d]pyrimidine

A mixture of 7-amino-4-methylthiopyrido[4,3-d]pyrimidine (228 mg, 1.19 mmol) (described in a  
5 previous experimental) and 3-bromobenzylamine (0.84 g, 4.52 mmol) is stirred under N<sub>2</sub> at 140°C for 1 h. The resulting product is chromatographed on silica gel (2-10% EtOH/EtOAc) to give 7-amino-4-[(3-bromophenyl)methylamino]pyrido[4,3-d]pyrimidine (203  
10 mg, 52%) as a light brown solid. <sup>1</sup>H NMR (DMSO) δ 9.09 (1H, s), 8.86 (1H, t, J = 5.8 Hz), 8.26 (1H, s), 7.54 (1H, s), 7.44 (1H, d, J = 7.8 Hz), 7.36 (1H, d, J = 7.6 Hz), 7.29 (1H, t, J = 7.7 Hz), 6.48 (2H, s), 6.37 (1H, s), 4.73 (2H, d, J = 5.8 Hz).

15 Example 497-Amino-4-(4-bromobenzylamino)pyrido[4,3-d]pyrimidine

A mixture of 7-amino-4-methylthiopyrido[4,3-d]pyrimidine (234 mg, 1.22 mmol) (described in a  
20 previous experimental) and 4-bromobenzylamine (0.84 g, 4.52 mmol) is stirred under N<sub>2</sub> at 140 °C for 1 h, and the resulting product chromatographed on silica gel (10% EtOH/EtOAc) to give 7-amino-4-(4-bromobenzylamino)pyrido[4,3-d]pyrimidine (192 mg, 48%)  
25 as a cream solid. <sup>1</sup>H NMR (DMSO) δ 9.09 (1H, s), 8.87 (1H, t, J = 5.7 Hz), 8.25 (1H, s), 7.51 (2H, d, J = 8.3 Hz), 7.31 (2H, d, J = 8.3 Hz), 6.46 (2H, brs), 6.37 (1H, s), 4.70 (2H, d, J = 5.8 Hz).

-100-

Example 507-Amino-4-(2-trifluoromethylbenzylamino)pyrido[4,3-d]pyrimidine

A mixture of 7-amino-4-methylthiopyrido[4,3-d]pyrimidine (225 mg, 1.17 mmol) and 2-(trifluoromethyl)benzylamine (0.90 mL, 6.42 mmol) is stirred under N<sub>2</sub> at 150 °C for 1 h. The resulting product is chromatographed on silica gel (5% EtOH/EtOAc) to give 7-amino-4-(2-trifluoromethylbenzyl) aminopyrido[4,3-d]pyrimidine (0.22 g, 59%) as a white solid. <sup>1</sup>H NMR (DMSO) δ 9.16 (1H, s), 8.88 (1H, t, J = 5.7 Hz), 8.23 (1H, s), 7.75 (1H, d, J = 7.7 Hz), 7.62 (1H, t, J = 7.5 Hz), 7.50 (1H, d, J = 7.4 Hz), 7.47 (1H, t, J = 7.6 Hz), 6.51 (2H, brs), 6.39 (1H, s), 4.92 (2H, d, J = 5.5 Hz).

Example 517-Amino-4-(3-trifluoromethylbenzylamino)pyrido[4,3-d]pyrimidine

A mixture of 7-amino-4-methylthiopyrido[4,3-d]pyrimidine (225 mg, 1.17 mmole) and 3-(trifluoromethyl)benzylamine (0.63 mL, 4.40 mmole) is stirred under N<sub>2</sub> at 140 °C for 1 h. The resulting product is chromatographed on silica gel (3-5% EtOH/EtOAc) to give 7-amino-4-[(3-trifluoromethylphenyl)methylamino]pyrido[4,3-d]pyrimidine (0.24 g, 63%) as a light brown solid. <sup>1</sup>H NMR (DMSO) δ 9.10 (1H, s), 8.92 (1H, t, J = 5.7 Hz), 8.26 (1H, s), 7.71 (1H, s), 7.66 (1H, d, J = 7.4 Hz), 7.62 (1H, d, J = 7.8 Hz), 7.57 (1H, t, J = 7.6 Hz), 6.49 (2H, brs), 6.38 (1H, s), 4.82 (2H, d, J = 5.8 Hz).

-101-

Example 527-Amino-4-(4-trifluoromethylbenzylamino)pyrido[4,3-d]pyrimidine

A mixture of 7-amino-4-methylthiopyrido[4,3-d]pyrimidine (225 mg, 1.17 mmol) and 4-(trifluoromethyl)benzylamine (0.63 mL, 4.42 mmol) is stirred under N<sub>2</sub> at 140 °C for 1 h. The resulting product is chromatographed on alumina (5-10% EtOH/CHCl<sub>3</sub>) then silica gel (2-10% EtOH/EtOAc) to give 7-amino-4-[(4-trifluoromethylphenyl)methylamino]pyrido[4,3-d]pyrimidine (0.21 g, 56%) as a light brown solid. <sup>1</sup>H NMR (DMSO) δ 9.12 (1H, s), 8.94 (1H, t, J = 5.8 Hz), 8.24 (1H, s), 7.69 (2H, d, J = 8.1 Hz), 7.56 (2H, d, J = 8.1 Hz), 6.48 (2H, brs), 6.38 (1H, s), 4.82 (2H, d, J = 5.8 Hz).

Example 537-Amino-4-(thien-2-ylmethylamino)[4,3-d]pyrimidine dimesylate

The compound is obtained from 2,4-diamino,5-cyanopyridinium acetate (190 mg, 0.98 mmol), formic acid (0.23 g, 4.4 mmol) and thienylmethylamine (1.07 ml, 10 mmol) as described in a previous experimental. The crude product is converted into a dimesylate salt as described previously and recrystallized from PrOH to give 7-amino-4-(thien-2-ylmethylamino)pyrido[4,3-d]pyrimidine dimesylate in 19% yield. <sup>1</sup>H NMR (DMSO) δ 10.67 (1H, t, J = 5.8 Hz), 9.21 (1H, s), 8.77 (1H, s), 7.48 (1H, dd, J = 5.1, 1.2 Hz), 7.16 (1H, dd, J = 3.4, 0.7 Hz), 7.02 (1H, dd, J = 4.8, 3.4 Hz), 6.42 (1H, s), 5.06 (2H, d, J = 5.7 Hz), 2.41 (6H, s).

-102-

Example 547-Acetylamino-4-benzylaminopyrido[4,3-d]pyrimidine

7-Acetylamino-4-methylthiopyrido[4,3-d]pyrimidine. Acetyl chloride (0.70 mL, 9.84 mmol) is added to a solution of 7-amino-4-methylthiopyrido[4,3-d]pyrimidine (0.20 g, 1.04 mmol) (described in a previous experimental) and Et<sub>3</sub>N (1.51 mL, 10.8 mmol) in THF at 0°C, and then the mixture is stirred at 20°C for 4 h. Water (50 mL) was added, then the solution was extracted with EtOAc (3 x 50 mL). Evaporation and chromatography on alumina (1% EtOH/CHCl<sub>3</sub>) yields 7-acetylamino-4-methylthiopyrido[4,3-d]pyrimidine (0.12 g, 49%) as a yellow solid. <sup>1</sup>H NMR (DMSO) δ 11.05 (1H, s), 9.30 (1H, s), 9.02 (1H, s), 8.38 (1H, s), 2.71 (3H, s), 2.18 (3H, s).

7-Acetylamino-4-benzylaminopyrido[4,3-d]pyrimidine. A mixture of 7-acetylamino-4-methylthiopyrido[4,3-d]pyrimidine (0.40 g, 1.71 mmol) and benzylamine (2.0 mL, 9.15 mmol) is stirred under N<sub>2</sub> at 140°C for 1 h, and the resulting product is chromatographed on silica gel (EtOAc) to give 7-acetylamino-4-benzylaminopyrido[4,3-d]pyrimidine (0.31 g, 62%) as a white solid. <sup>1</sup>H NMR (DMSO) δ 10.79 (1H, s), 9.42 (1H, s), 9.23 (1H, t, J = 5.8 Hz), 8.49 (1H, s), 8.18 (1H, s), 7.39 (1H, dt, J<sub>d</sub> = 6.9 Hz, J<sub>t</sub> = 1.7 Hz), 7.34 (1H, tt, J = 7.3, 1.7 Hz), 7.25 (1H, tt, J = 7.1, 1.7 Hz), 4.80 (2H, d, J = 5.8 Hz), 2.15 (3H, s).



-103-

Example 554-Anilinopyrido[3,4-d]pyrimidine

4-Carboxamidonicotinic acid. 3,4-Pyridine dicarboxylic anhydride (8.3 g, 55.6 mmol) is added to  
5 conc NH<sub>4</sub>OH (12 mL) in H<sub>2</sub>O (60 mL) stirred at 0°C over 5  
min. Upon addition a paste forms which is stirred for  
1 h at room temperature. The white paste is sparged  
with N<sub>2</sub> for 30 min and diluted with H<sub>2</sub>O (10 mL) to form  
a clear solution. Then SO<sub>2</sub> is bubbled through the  
10 solution for 15 min reducing its pH to 2. Upon  
cooling the resulting solid is filtered, rinsed with  
H<sub>2</sub>O, and oven dried to yield 4-carboxamidonicotinic  
acid (7 g, 76%) as a white solid. <sup>1</sup>H NMR (DMSO) δ 8.93'  
(1H, s), 8.76 (1H, d, J = 5.0 Hz), 8.08 (1H, s), 7.62  
15 (1H, s), 7.45 (1H, d, J = 5.0 Hz).

Isoquinolinic imide. 4-Carboxamidonicotinic  
acid (280 mg, 1.68 mmol) is heated neat at 200°C for 5  
h to yield isoquinolinic imide (177.2 mg, 71%) as a  
white solid. <sup>1</sup>H NMR (DMSO) δ 11.68 (1H, s), 9.12-9.03  
20 (2H, m), 7.80 (1H, d, J = 5.1 Hz).

3-Amino isonicotinic acid. Bromine (1.71 g)  
is added to 10% KOH (30 mL) on ice. The resulting  
solution is added to finely ground isoquinolinic imide  
(1.46 g, 9.86 mmol). Upon addition the mixture begins  
25 to foam. When all of the solid is dissolved up  
aqueous KOH (15%, 7 mL) is added and the mixture is  
heated to 80°C for 1 min then cooled. The mixture is  
neutralized with SO<sub>2</sub>, and cooled to 0°C until  
precipitation occurs. The solid is collected by  
30 suction filtration and washed with H<sub>2</sub>O, and dried in a  
vacuum oven to yield of 3-amino isonicotinic acid (485

-104-

mg, 36%) as a white solid.  $^1\text{H}$  NMR (DMSO)  $\delta$  9.5-8.8 (2H, brs), 8.20 (1H, s), 7.70 (1H, d,  $J = 5$  Hz), 7.46 (1H, d,  $J = 5$  Hz).

3H-Pyrido[3,4-d]pyrimid-4-one. A mixture of  
5 3-amino isonicotinic acid (485 mg, 3.51 mmol) in  
formamide (3 mL) is heated to 160°C for 12 h. Upon  
cooling, the resulting solid is filtered and washed  
with  $\text{H}_2\text{O}$  and dried in a vacuum oven to yield 3H-  
pyrido[3,4-d]pyrimid-4-one (373 mg, 72%).  $^1\text{H}$  NMR  
10 (DMSO)  $\delta$  12.60 (1H, brs), 9.06 (1H, s), 8.68 (1H, d,  $J$   
 $= 5.3$  Hz), 8.23 (1H, s), 7.96 (1H, d,  $J = 5.1$  Hz).

4-Thiopyrido[3,4-d]pyrimidine. Phosphorous  
pentasulfide (1.25 g, 2.74 mmol) is added to a  
solution of 3H-pyrido[3,4-d]pyrimid-4-one (366 mg,  
15 2.49 mmol) in pyridine (4 mL). The mixture is  
refluxed for 4 h under  $\text{N}_2$ . The resulting black tar is  
dissolved in  $\text{H}_2\text{O}$ , and a solid forms. The solid is  
filtered and washed with  $\text{H}_2\text{O}$  and dried in a vacuum oven  
to yield 4-thiopyrido[3,4-d]pyrimidine (369.8 mg,  
20 91%) as a yellow solid.  $^1\text{H}$  NMR (DMSO)  $\delta$  14.48 (1H,  
brs), 9.13 (1H, s), 8.70 (1H, d,  $J = 5.4$  Hz), 8.29 (1H,  
s), 8.27 (1H, d,  $J = 5.4$  Hz).

4-Methylthiopyrido[3,4-d]pyrimidine. A  
mixture of 4-thiopyrido[3,4-d]pyrimidine (369.8 mg,  
25 2.26 mmol), triethylamine (0.6 mL, 4.5 mmol), DMSO (2  
mL), and iodomethane (0.24 mL, 3.96 mmol) is stirred  
under  $\text{N}_2$  at 25°C for 12 h. The mixture is poured into  
 $\text{H}_2\text{O}$  and the resulting solid is filtered and dried in a  
vacuum oven to yield 4-methylthiopyrido[3,4-  
30 d]pyrimidine (222 mg, 55%) as a brown solid.  $^1\text{H}$  NMR

-105-

(DMSO)  $\delta$  9.51 (1H, s), 9.18 (1H, s), 8.79 (1H, d, J = 8 Hz), 7.97 (1H, d, J = 8 Hz).

4-Anilinopyrido[3,4-d]pyrimidine A mixture of 4-methylthiopyrido[3,4-d]pyrimidine ( 75 mg, 0.42 mmol), and aniline (1 mL) is heated to 100°C under N<sub>2</sub> for 2 h. The reaction mixture is then chromatographed on silica using MPLC and eluting with a gradient system (CHCl<sub>3</sub> to 5% MeOH in CHCl<sub>3</sub>). The fractions are concentrated under reduced pressure, and the resulting solid is recrystallized from Et<sub>2</sub>O to yield 4-anilinopyrido[3,4-d]pyrimidine (21.2 mg, 23%) as a yellow solid. <sup>1</sup>H NMR (DMSO)  $\delta$  10.09 (1H, s), 9.18 (1H, s), 8.74 (1H, d, J = 5.3 Hz), 8.46 (1H, d, J = 5.8 Hz), 7.89 (2H, d, J = 8.5 Hz), 7.45 (2H, t, J = 7.9 Hz), 7.21 (1H, t, J = 7.4 Hz).

#### Example 56

#### 4-(3-Bromoanilino)pyrido[3,4-d]pyrimidine

A mixture of 4-methylthiopyrido[3,4-d]pyrimidine ( 75 mg, 0.42 mmol) (see previous experimental), and 3-bromoaniline (1 mL) is heated to 100°C under N<sub>2</sub> for 2 h. The reaction mixture is then chromatographed on silica using MPLC and eluting with a gradient system (CHCl<sub>3</sub> to 5% MeOH in CHCl<sub>3</sub>). The fractions are concentrated under reduced pressure, and the resulting solid is recrystallized from Et<sub>2</sub>O to yield 4-(3-bromoanilino)pyrido[3,4-d]pyrimidine (66 mg, 52.7%) as a light brown solid. <sup>1</sup>H NMR (DMSO)  $\delta$  10.15 (1H, s), 9.21 (1H, s), 8.80 (1H, s), 8.76 (1H, d, J = 5.8 Hz), 8.44 (1H, d, J=5.6 Hz), 8.25 (1H, s), 7.93 (1H, d, J = 7.7 Hz), 7.45-7.37 (2H, m).

-106-

Example 574-(3-Bromoanilino)-6-fluoropyrido[3,4-d]pyrimidine

5 5-[N-(tert-Butoxycarbonyl)amino]-2-fluoropyridine. 5-Amino-2-fluoropyridine is prepared by hydrogenation (Pd/C) of 2-fluoro-5-nitropyridine (obtained from from 2-chloro-5-nitropyridine by reaction with KF in MeCN with Ph<sub>4</sub>PBr [J.H. Clark and D.J. Macquarrie, *Tetrahedron Lett.*, 1987, 28, 111-114]. Reaction of the crude amine with t-Boc anhydride  
10 gives 5-[N-(tert-butoxycarbonyl)amino]-2-fluoropyridine. <sup>1</sup>H NMR (CDCl<sub>3</sub>, δ 8.07 (1H, s), 8.05 (1H, m), 6.89 (1H, dd, J = 9.2, 3.3 Hz), 6.66 (1H, m), 1.52 (9H, s).

15 5-[N-(tert-Butoxycarbonyl)amino]-2-fluoropyridine-4-carboxylic acid. Reaction of 5-[N-(tert-butoxycarbonyl)amino]-2-fluoropyridine (5.3 g, 25 mmol) sequentially with n-BuLi and CO<sub>2</sub> as described in the following example gives 5-[N-(tert-butoxycarbonyl)amino]-2-fluoropyridine-4-carboxylic  
20 acid (1.60 g, 25%). <sup>1</sup>H NMR (DMSO) δ 9.83 (1H, brs), 8.84 (1H, s), 7.49 (1H, d, J = 2.9 Hz), 1.47 (9H, s).

5-Amino-2-fluoropyridine-4-carboxylic acid. Reaction of 5-[N-(tert-butoxycarbonyl)amino]-2-fluoropyridine-4-carboxylic acid (1.0 g, 3.9 mmol)  
25 with TFA as described above gives 5-amino-2-fluoropyridine-4-carboxylic acid (0.46 g, 74%). <sup>1</sup>H NMR (DMSO) δ 7.85 (1H, d, J = 1.5 Hz), 7.23 (1H, d, J = 2.5 Hz).

30 6-Fluoro-3H-pyrido[3,4-d]pyrimidin-4-one. Reaction of 5-amino-2-fluoropyridine-4-carboxylic acid

SUBSTITUTE SHEET (RULE 26)

-107-

with formamide at 140 °C as above gave 6-fluoro-3H-pyrido[3,4-d]pyrimidin-4-one (~20%). <sup>1</sup>H NMR (DMSO) δ 12.48 (1H, m), 8.74 (1H, s), 8.16 (1H, s), 7.63 (1H, d, J = 3 Hz).

5                    4-(3-Bromoanilino)-6-fluoropyrido[3,4-d]pyrimidine. Reaction of 6-fluoro-3H-pyrido[3,4-d]pyrimidin-4-one (0.60 g, 3.6 mmol) with POCl<sub>3</sub>, followed by reaction of the crude 4,6-dihalo compound with 3-bromoaniline gives 4-(3-bromoanilino)-6-fluoropyrido[3,4-d]pyrimidine (0.73 g, 63%). <sup>1</sup>H NMR (DMSO) δ 10.09 (1H, brs), 8.96 (1H, s), 8.75 (1H, s), 8.25 (2H, m), 7.90 (1H, brd, J = 6.5 Hz), 7.44 - 7.34 (2H, m).

Example 58

15                    4-(3-Bromoanilino)-6-chloropyrido[3,4-d]pyrimidine

5-[N-(tert-butoxycarbonyl)amino]-2-chloropyridine. A mixture of 5-amino-2-chloropyridine (12.86 g, 0.1 mol), di-tert-butylidicarbonate (24.0g, 0.11 mol) and Et<sub>3</sub>N (12.1 g, 1.12 mol) in CH<sub>2</sub>Cl<sub>2</sub> (150 mL) is heated under reflux for 12 h, cooled, and the precipitate is filtered off. The organic layer is washed with water, dried (CaCl<sub>2</sub>) and filtered through a short column of alumina. Removal of the solvent gives 5-[N-(tert-butoxycarbonyl)amino]-2-chloropyridine (11.9 g, 52%). <sup>1</sup>H NMR (CDCl<sub>3</sub>) δ 8.31 (1H, d, J = 2.9 Hz), 7.94 (1H, dd, J = 8.6, 2.6 Hz), 7.24 (1H, d, J = 8.7 Hz), 7.15 (1H, m), 1.51 (9 H, s).

5-[N-(tert-Butoxycarbonyl)amino]-2-chloropyridine-4-carboxylic acid. A solution of 5-[N-(tert-butoxycarbonyl)amino]-2-chloropyridine (22.87 g,

SUBSTITUTE SHEET (RULE 26)

-108-

0.1 mol) and TMEDA (47 mL, 0.31 mol) in dry Et<sub>2</sub>O (600 mL) is cooled to -78°C, and n-BuLi (10 M in hexanes, 30 mL, 0.3 mol) is added dropwise. The solution is allowed to warm to -10°C and is then kept at that temperature for 2 h, before being re-cooled to -78°C. Dry CO<sub>2</sub> is then bubbled in, and the resulting mixture is allowed to warm to 20°C, before being quenched with water (300 mL) containing a small amount of NH<sub>4</sub>OH. The resulting aqueous layer is washed with EtOAc, then acidified slowly with dilute HCl to precipitate 5-[N-(tert-butoxycarbonyl)amino]-2-chloropyridine-4-carboxylic acid (15.5 g, 57%). <sup>1</sup>H NMR (DMSO) δ 10.00 (1H, s), 9.13 (1H, s), 7.74 (1H, s), 1.47 (9H, s).

5-Amino-2-chloropyridine-4-carboxylic acid.

A stirred suspension of 5-[N-(tert-butoxycarbonyl)amino]-2-chloropyridine-4-carboxylic acid (1.91 g, 7 mmol) in CH<sub>2</sub>Cl<sub>2</sub> (200 mL) is treated slowly with trifluoroacetic acid until homogeneous (ca. 12 mL). The solution is stirred overnight and extracted with dilute NH<sub>4</sub>OH, and the aqueous layer is then acidified with dilute HCl to give a precipitate of 5-amino-2-chloropyridine-4-carboxylic acid (1.05 g, 87% yield). <sup>1</sup>H NMR (DMSO) δ 9.01 (2H, m), 8.03 (1H, s), 7.48 (1H, s).

6-Chloro-3H-pyrido[3,4-d]pyrimidin-4-one. A solution of 5-amino-2-chloropyridine-4-carboxylic acid (8.1 g, 4.7 mmol) in formamide (100 mL) is stirred at 140 °C for 12 h. Dilution of the cooled mixture with water gives a precipitate of 6-chloro-3H-pyrido[3,4-d]pyrimidin-4-one (7.3 g, 86% yield). <sup>1</sup>H NMR (DMSO) δ 12.73 (1H, m), 8.90 (1H, d, J = 0.7 Hz), 8.23 (1H, s), 7.97 (1H, d, J = 0.7 Hz).

-109-

4,6-Dichloropyrido[3,4-d]pyrimidine. A stirred suspension of 6-chloropyrido[3,4-d]pyrimidin-4-one (1.82 g, 10 mmol) in POCl<sub>3</sub> (10 mL) is heated under reflux until dissolved (ca. 2 h) and for a further 30 min. Excess reagent is removed under reduced pressure, and the residue is treated with a mixture of CH<sub>2</sub>Cl<sub>2</sub> and ice-cold aqueous Na<sub>2</sub>CO<sub>3</sub>. The resulting organic layer is dried (Na<sub>2</sub>SO<sub>4</sub>) and evaporated to give a quantitative yield of crude, unstable, 4,6-dichloropyrido[3,4-d]pyrimidine, which is used directly in the next step. <sup>1</sup>H NMR (CDCl<sub>3</sub>) δ 9.38 (1H, d, J = 0.5 Hz), 9.19 (1H, s), 8.09 (1H, d, J = 0.5 Hz).

4-(3-Bromoanilino)-6-chloropyrido[3,4-d]pyrimidine. A mixture of the above crude dichloropyrimidine and 3-bromoaniline (3.8 g, 22 mmol) is dissolved in i-PrOH (100 mL). One drop of conc. HCl is added to initiate the reaction, and the mixture is then heated under reflux for 30 min, cooled, and diluted with water to precipitate 4-(3-bromoanilino)-6-chloropyrido[3,4-d]pyrimidine (1.26 g, 38% yield). <sup>1</sup>H NMR (DMSO) δ 10.12 (1H, s), 9.03 (1H, s), 8.77 (1H, s), 8.63 (1H, s), 8.21 (1H, s), 7.89 (1H, d, J = 8.1 Hz), 7.43-7.32 (2H, m).

25 Example 59

4-(3-Bromoanilino)-6-methoxyprido[3,4-d]pyrimidine

Treatment of 4-(3-bromoanilino)-6-fluoropyrido[3,4-d]pyrimidine (see a previous experimental) at 100 °C in a pressure vessel with sodium methoxide in methanol gives 4-(3-bromoanilino)-6-methoxyprido[3,4-d]pyrimidine. <sup>1</sup>H NMR (DMSO) δ 9.93

-110-

(1H, s), 8.94 (1H, s), 8.61 (1H, s), 8.26 (1H, brs),  
7.94 (1H, brd,  $J = 7.6$  Hz), 7.88 (1H, s), 7.43-7.32  
(2H, m), 4.01 (3H, s).

Example 60

5 4-(3-Bromoanilino)-6-methylaminopyrido[3,4-  
d]pyrimidine

Treatment of 4-(3-bromoanilino)-6-  
fluoropyrido[3,4-d]pyrimidine (0.20 g, 0.63 mmol) (see  
a previous experimental) at 100 °C in a pressure  
10 vessel with methylamine in ethanol followed by  
chromatography on alumina ( $\text{CH}_2\text{Cl}_2/\text{MeOH}$ , 99:1) gives 4-  
(3-bromoanilino)-6-methylaminopyrido[3,4-d]pyrimidine  
(0.07 g, 34%).  $^1\text{H}$  NMR (DMSO)  $\delta$  9.69 (1H, s), 8.75 (1H,  
s), 8.41 (1H, s), 8.21 (1H, brs), 7.93 (1H, brd,  $J =$   
15 7.6 Hz), 7.41-7.28 (2H, m), 7.06 (1H, s), 6.82 (1H, q,  
 $J = 5.0$  Hz), 4.95 (3H, d,  $J = 5.0$  Hz).

Example 61

4-(3-Bromoanilino)-6-dimethylaminopyrido[3,4-  
d]pyrimidine

20 Treatment of 4-(3-bromoanilino)-6-  
fluoropyrido[3,4-d]pyrimidine (see a previous  
experimental) at 100 °C in a pressure vessel with  
dimethylamine in ethanol gives 4-(3-bromoanilino)-6-  
dimethylaminopyrido[3,4-d]pyrimidine.  $^1\text{H}$  NMR (DMSO)  $\delta$   
25 9.71 (1H, s), 8.83 (1H, s), 8.43 (1H, s), 8.21 (1H,  
brs), 7.94 (1H, brd,  $J = 7.5$  Hz), 7.42-7.29 (2H, m),  
7.26 (1H, s), 3.17 (6H, s).



-111-

Example 624-(Benzylamino)pyrido[3,4-d]pyrimidine

A mixture of 4-methylthiopyrido[3,4-d]pyrimidine (74 mg, 0.41 mmol) (see a previous experimental), and benzylamine (1 mL) is heated to 100°C for 2 h. On cooling the mixture is concentrated under reduced pressure and purified directly by preparative tlc on silica gel eluting with CH<sub>2</sub>Cl<sub>2</sub>, to yield 4-(benzylamino)pyrido[3,4-d]pyrimidine (21.2 mg, 20%). <sup>1</sup>H NMR (DMSO) δ 9.21 (1H, t, J = 5.8 Hz), 9.19 (1H, s), 8.63 (1H, d, J = 5.8 Hz), 8.58 (1H, s), 8.20 (1H, d, J = 5.1 Hz), 7.41-7.30 (4H, m), 7.26 (1H, t, J=7.1 Hz).

Example 634-(3-Bromoanilino)pyrido[2,3-d]pyrimidine

3H-pyrido[2,3-d]pyrimidin-4-one. 2-Amino nicotinic acid (15 g, 108.6 mmol) in formamide (35 mL) is heated to 165-170°C for 3.5 h. Upon cooling a solid precipitates. The solid is filtered and washed with H<sub>2</sub>O and dried in a vacuum oven to give 3H-pyrido[2,3-d]pyrimidin-4-one (7.87 g, 49.4%). <sup>1</sup>H NMR (DMSO) δ 12.50 (1H, s), 8.97 (1H, dd, J = 1.9, 4.5 Hz), 8.53 (1H, dd, J = 2.1, 7.9 Hz), 8.34 (1H, s), 7.57 (1H, dd, J = 4.6, 8.0 Hz).

4-Thiopyrido[2,3-d]pyrimidine. Phosphorous pentasulfide (6 g, 13.5 mmol) is added to a solution of 3H-pyrido[2,3-d]pyrimidin-4-one (2 g, 13.5 mmol) in pyridine (50 mL). The mixture is refluxed for 3 h. Upon cooling a solid formed, and the pyridine is decanted off. The solid is suspended in H<sub>2</sub>O (20 mL

-112-

and then filtered and dried in a vacuum oven to yield 4-thiopyrido[2,3-d]pyrimidine (1.72 g, 78%). <sup>1</sup>H NMR (DMSO) δ 9.06 (1H, dd, J = 1.9, 4.3 Hz), 8.90 (1H, dd, J = 1.9, 8.2 Hz), 8.36 (1 H, s), 7.65 (1H, dd, J = 4.3, 8.2 Hz).

4-Methylthiopyrido[2,3-d]pyrimidine. A mixture of 4-thiopyrido[2,3-d]pyrimidine (100 mg, 0.76 mmol), triethylamine (154 mg, 1.52 mmol), DMSO (2 mL), and iodomethane (161 mg, 1.14 mmol) is stirred for 12 h at 25°C. The mixture is poured into H<sub>2</sub>O and extracted with EtOAc. The combined extracts are washed with water, saturated brine, and dried (MgSO<sub>4</sub>), and the solvent is removed under reduced pressure to yield 4-methylthiopyrido[2,3-d]pyrimidine (134 mg, quant.). <sup>1</sup>H NMR (DMSO) δ 9.25 (1H, dd, J = 1.8, 4.2 Hz), 9.17 (1H, s), 8.59 (1H, dd, J = 1.9, 8.2 Hz), 7.75 (1H, dd, J = 4.3, 8.2 Hz), 2.73 (3H, s).

A mixture of 4-methylthiopyrido[2,3-d]pyrimidine (157 mg, 0.89 mmol, and 3-bromoaniline (1 mL) is heated to 100°C for 2 h. On cooling a precipitate forms which is filtered then washed with EtOH and air dried to yield 4-(3-bromoanilino)pyrido[2,3-d]pyrimidine (55.5 mg, 20%). <sup>1</sup>H NMR (DMSO) δ 10.13 (1H, s), 9.11 (1H, dd, J = 1.7, 4.3 Hz), 9.01 (1H, dd, J = 1.7, 8.2 Hz), 8.81 (1H, s), 8.22 (1H, s), 7.90 (1H, d, J = 7.7 Hz), 7.71 (1H, dd, J = 4.3, 8.0 Hz), 7.40 (2H, m).

#### Example 64

#### 4-(3-Bromoanilino)-7-fluoropyrido[2,3-d]pyrimidine

-113-

2,6-Difluoronicotinic acid. 2,6-Difluoropyridine (7.89 mL, 0.087 mmol) is added dropwise under N<sub>2</sub> at 78 °C to a stirred solution of lithium diisopropylamide (59.0 mL of a 1.5 N solution in cyclohexane, 0.089 mmol) in THF (250 mL). After 2 h at 78 °C, a stream of dry CO<sub>2</sub> is passed through the solution and the mixture is diluted with water and washed with EtOAc. The aqueous portion is neutralized with 3 N HCl, extracted with EtOAc and worked up to give 2,6-difluoronicotinic acid (13.4 g, 97%). <sup>1</sup>H NMR (DMSO) δ 8.59 (1H, dd, J = 9.2, 8.2 Hz), 7.30 (1H, dd, J = 8.2, 2.1 Hz), 4.03 (1H, brs).

2,6-Difluoronicotinamide. A solution 2,6-difluoronicotinic acid (7.4 g, 0.046 mmol) and SOCl<sub>2</sub> (20 mL) in 1,2-dichloroethane (60 mL) containing DMF (1 drop) is heated under reflux for 4 h, then concentrated to dryness under reduced pressure. The residue is dissolved in Et<sub>2</sub>O (100 mL), cooled to 0 °C, and treated dropwise with concentrated ammonia (10.0 mL, 0.17 mmol). After 10 min the solution is washed with aqueous NaHCO<sub>3</sub> and worked up to give 2,6-difluoronicotinamide (5.61 g, 76%). <sup>1</sup>H NMR (CDCl<sub>3</sub>) δ 8.70 (1H, dd, J = 9.6, 8.3 Hz), 7.00 (1H, ddd, J = 8.3, 2.9, 1.1 Hz), 6.71, 6.55 (1H, 1H, 2 brs).

2-Amino-6-fluoronicotinamide. A solution of 2,6-difluoronicotinamide (4.68 g, 0.029 mmol) in dry formamide (30 mL) is saturated with ammonia and allowed to stand at room temperature for 24 h. Water (50 mL) is added and the resultant precipitate is filtered off and washed well with water, to give 6-amino-2-fluoronicotinamide (1.41 g, 31%) mp 236-237 °C. <sup>1</sup>H NMR (DMSO) δ 7.89 (1H, dd, J = 10.4, 8.4 Hz),

-114-

7.31, 7.16 (1H, 1H, 2 brs, ), 6.93 (2H, brs), 6.36 (1H, dd, J = 8.4, 2.4 Hz).

The filtrate and washings are combined and extracted exhaustively with EtOAc, and the extract is chromatographed on silica gel. EtOAc/petroleum ether (1:1) elutes forerun, while EtOAc/petroleum ether (2:1) and then EtOAc gives 2-amino-6-fluoronicotinamide (1.57 g, 35%), mp (EtOAc/petroleum ether) 199-200 °C [Rogers, R.B. et al., U.S. patent no. 4,383,851, record mp 198-200 °C]. <sup>1</sup>H NMR (DMSO) δ 8.13 (1H, dd, J = 10.4, 8.4 Hz), 7.90, 7.30 (1H, 1H, 2 brs), 7.65 (2H, brs), 6.23 (1H, dd, J = 8.4, 2.6 Hz).

A suspension of 2-amino-6-fluoronicotinamide (0.74 g, 4.77 mmol) in triethyl orthoformate (25 mL) is heated at reflux for 8 h. After cooling to room temperature the precipitate is filtered off and washed well with petroleum ether to give 7-fluoropyrido[2,3-d]pyrimid-4(3H)-one (0.76 g, 96%), <sup>1</sup>H NMR (DMSO) δ 12.75 (1H, brs), 8.66 (1H, dd, J = 10.4, 8.4 Hz), 8.38 (1H, s), 7.33 (1H, dd, J = 8.4, 2.6 Hz).

4-(3-Bromoanilino)-7-fluoropyrido[2,3-d]pyrimidine. A suspension of 7-fluoropyrido[2,3-d]pyrimid-4(3H)-one (0.20 g, 1.21 mmol) in POCl<sub>3</sub> (10 mL) is heated under reflux for 2 h. The volatiles are then removed under reduced pressure, and the residue is partitioned between aqueous NaHCO<sub>3</sub> and EtOAc. The organic extract is worked up to give crude 4-chloro-7-fluoropyrido[2,3-d]pyrimidine, which is used directly in the next reaction. A solution of this product (0.20 g, 1.09 mmol) and 3-bromoaniline (0.23 mL, 2.18 mmol) in propan-2-ol (1.0 mL) and THF (10 mL) containing a

-115-

trace of conc. HCl is stirred at 20 °C for 1 h, and then concentrated to dryness. The residue is dissolved in EtOAc, washed with aqueous NaHCO<sub>3</sub>, and worked up to give an oil, which is chromatographed on silica gel. Elution with EtOAc/petroleum ether (1:5) gives 3-bromoaniline, while EtOAc/petroleum ether (1:1) elutes 4-(3-bromoanilino)-7-fluoropyrido[2,3-d]pyrimidine (0.18 g, 47%), mp (MeOH) 211-213 °C. <sup>1</sup>H NMR (DMSO) δ 10.18 (1H, brs), 9.17 (1H, t, J = 8.6 Hz), 8.80 (1H, s), 8.17 (1H, t, J = 1.8 Hz), 7.85 (1H, dt, J<sub>d</sub> = 7.6 Hz, J<sub>t</sub> = 1.8 Hz), 7.53 (1H, dd, J = 8.6, 2.7 Hz), 7.41-7.34 (2H, m).

Example 65

7-Amino-4-(3-bromoanilino)pyrido[2,3-d]pyrimidine

A solution of 4-(3-bromoanilino)-7-fluoropyrido[2,3-d]pyrimidine (0.20 g, 0.63 mmol) in EtOH (20 mL) is saturated with ammonia and warmed at 100 °C in a pressure vessel for 30 h. The solvent is removed under reduced pressure to give 7-amino-4-(3-bromoanilino)pyrido[2,3-d]pyrimidine (0.18 g, 90%). <sup>1</sup>H NMR (DMSO) δ 9.97 (1H, brs), 8.59 (1H, s), 8.51 (1H, d, J = 9.3 Hz), 8.11 (1H, sl brs), 7.77 (1H, brd, J = 6.3 Hz), 7.44 (2H, brs), 7.37-7.30 (2H, m), 6.81 (1H, d, J = 9.3 Hz).

Example 66

4-(3-Bromoanilino)-7-methylaminopyrido[2,3-d]pyrimidine

A solution of 4-(3-bromoanilino)-7-fluoropyrido[2,3-d]pyrimidine (see a previous experimental) (0.20 g, 0.63 mmol), methylamine

-116-

hydrochloride (0.13 g, 1.88 mmol) and Et<sub>3</sub>N (0.30 mL) 2.19 mmol) in EtOH (15 mL) is heated at 100 °C in a pressure vessel for 18 h. The solvent is removed under reduced pressure, and the residue is partitioned  
5 between EtOAc and water. Workup of the organic layer gives 4-(3-bromoanilino)-7-(methylamino)pyrido[2,3-d]pyrimidine (0.16 g, 77%). <sup>1</sup>H NMR (DMSO) δ 9.53 (1H, s), 8.54 (1H, s), 8.41 (1H, d, J = 8.1 Hz), 8.17 (1H, t, J = 1.8 Hz), 7.83 (1H, dd, J = 8.0, 1.9 Hz), 7.66  
10 (1H, brs), 7.32 (1H, t, J = 8.0 Hz), 7.24 (1H, dd, J = 8.0, 1.8 Hz), 6.77 (1H, d, J = 8.1 Hz), 2.92 (3H, d, J = 4.8 Hz).

#### Example 67

15 4-(3-Bromoanilino)-7-dimethylaminopyrido[2,3-d]pyrimidine

Reaction of 4-(3-bromoanilino)-7-fluoropyrido[2,3-d]pyrimidine (see a previous experimental) (0.12 g, 0.38 mmol) with dimethylamine hydrochloride (92 mg, 1.13 mmol) and Et<sub>3</sub>N (0.18 mL, 1.32 mmol) in EtOH (15 mL) at 100 °C for 18 h in a  
20 pressure vessel, followed by evaporation of the solvent and workup, gives 4-(3-bromoanilino)-7-(dimethylamino)pyrido[2,3-d]pyrimidine (0.11 g, 84%). <sup>1</sup>H NMR (DMSO) δ 9.58 (1H, brs), 8.56 (1H, d, J = 9.3  
25 Hz), 8.54 (1H, s), 8.18 (1H, t, J = 1.9 Hz), 7.84 (dt, J<sub>d</sub> = 8.0, Hz, J<sub>t</sub> = 1.9 Hz), 7.33 (1H, dd, J = 8.1, 8.0 Hz) 7.25 (1H, dt, J<sub>d</sub> = 9.3, Hz, J<sub>t</sub> = 1.9 Hz), 7.10 (1H, d, J = 9.3 Hz), 3.18 (6H, s).

-117-

Example 684-(3-Bromoanilino)-7-methoxypyrido[2,3-d]pyrimidine

A solution of 4-(3-bromoanilino)-7-fluoropyrido[2,3-d]pyrimidine (0.26 g, 0.81 mmol) and sodium methoxide (prepared from 75 mg of sodium, 3.26 mmol) in dry MeOH (15 mL) is heated at 90 °C in a pressure vessel for 18 h. The mixture is poured into water and extracted with EtOAc to give 4-(3-bromoanilino)-7-methoxypyrido[2,3-d]pyrimidine (0.23 g, 86%). <sup>1</sup>H NMR (DMSO) δ 9.88 (1H, brs), 8.82 (1H, d, J = 8.9 Hz), 8.71 (1H, s), 8.18 (1H, dd, J = 8.0, 1.9 Hz), 7.36 (1H, dd, J = 8.1, 8.0 Hz), 7.29 (1H, ddd, J = 8.1, 1.9, 1.9 Hz) 7.15 (1H, d, J = 8.9 Hz), 4.01 (3H, s).

15 Example 694-Benzylamino-7-methylaminopyrimido[4,5-d]pyrimidine

S-Ethylisothiuronium iodide. A solution of thiourea (3.80 g, 50 mmol) and iodoethane (4 mL, 50 mmol) in MeOH (100 mL) is refluxed for 24 h. The solvent is stripped under reduced pressure, and the residual light yellow oil, is dried under vacuum, solidifying spontaneously. The desired compound (13.98 g) is obtained quantitatively.

4-Amino-5-cyano-2-ethylthiopyrimidine A suspension of NaOMe (2.7 g, 50 mmol) in EtOH (200 mL) is added to a mixture of S-ethylisothiourea hydroiodide (11.58 g, 50 mmol), ethoxymethylidenemalonitrile (6.1 g, 50 mmol) and ethanol (250 mL) at 25°C. The reaction mixture is refluxed under N<sub>2</sub> for 2 h, and then the solution is concentrated on a hot

-118-

plate until precipitation is observed. After cooling, the solid is collected by suction filtration and is stirred in water at 25°C. Filtration and vacuum oven drying affords 4-amino-5-cyano-2-ethylthiopyrimidine (4.02 g, 45%) as a brown solid. <sup>1</sup>H NMR δ (DMSO) 8.45 (1H, s), 7.90 (2H, brs), 3.00 (2H, q, J = 7.3 Hz), 1.27 (3H, t, J = 7.3 Hz).

4-Amino-2-ethylthiopyrimidine-5-carboxamide.

4-Amino-5-cyano-2-ethylthiopyrimidine (4.0 g, 22.3 mmol) is added to sulfuric acid (conc., 4.3 mL) in small portions. The mixture is then stirred under N<sub>2</sub> at 40°C for 1.5 h. The reaction is quenched with ice-water and NH<sub>4</sub>OH is used to adjust the pH to -9. The solid is collected via suction filtration and dried in a vacuum oven overnight. 4-Amino-2-ethylthiopyrimidine-5-carboxamide (2.58 g, 58%) is obtained as a light brown solid. <sup>1</sup>H NMR: (DMSO) δ 8.52 (1H, s), 7.98 (2H, brs), 7.42 (2H, brs), 3.04 (2H, q, J = 7.3 Hz), 1.27 (3H, t, J = 7.3 Hz).

4-Oxo-7-ethylthio-3H-pyrimido[4,5-d]pyrimidine. A mixture of 4-amino-2-ethylthiopyrimidine-5-carboxamide (4.66 g, 23.5 mmol) and triethyl orthoformate (150 mL) is refluxed under N<sub>2</sub> for 24 h, and is then cooled to 25°C. The brown solid is isolated by suction filtration and dried in a vacuum oven to give 4-oxo-7-ethylthio-3H-pyrimido[4,5-d]pyrimidine (3.54 g, 72%). <sup>1</sup>H NMR: (DMSO) δ 12.80 (1H, s), 9.20 (1H, s), 8.45 (1H, s), 3.18 (2H, q, J = 7.4 Hz), 1.35 (3H, t, J = 7.4 Hz).

4-Thiono-7-ethylthio-3H-pyrimido[4,5-d]pyrimidine. A mixture of 4-oxo-7-ethylthio-3H-



-119-

pyrimido[4,5-d]pyrimidine (1.33 g, 6.7 mmol), P<sub>2</sub>S<sub>5</sub> (1.48 g, 6.6 mmol) and pyridine (15 mL) is refluxed under N<sub>2</sub> for 3 h. The pyridine is then stripped under reduced pressure, and the residue is dissolved in NaOH solution (0.5 M, 75 mL) and boiled with charcoal. After filtration, the filtrate is neutralized with acetic acid to generate a gold brown solid. Buchner filtration and drying in a vacuum oven affords 4-thiono-7-ethylthio-3H-pyrimido[4,5-d]pyrimidine (1.42g, 95%). <sup>1</sup>H NMR (DMSO) δ 9.47 (1H, s), 8.46 (1H, s), 3.20 (2H, q, J = 7.3 Hz), 1.35 (3H, t, J = 7.3 Hz).

7-Ethylthio-4-methylthiopyrimido[4,5-d]pyrimidine. The same procedure described for 7-amino-4-methylthiopyrimido[4,3-d]pyrimidine in Example 21 is used. <sup>1</sup>H NMR (DMSO) δ 9.52 (1H, s), 9.15 (1H, s), 3.23 (2H, q, J = 7.3 Hz), 2.72 (3H, s), 1.38 (3H, t, J = 7.3 Hz).

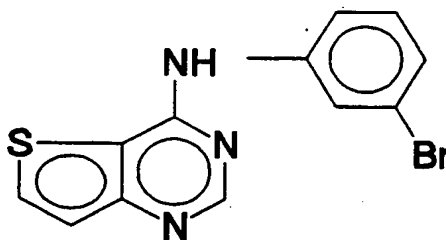
4-Benzylamino-7-ethylthiopyrimido[4,5-d]pyrimidine. The same procedure described for 7-amino-4-anilinopyrimido[4,3-d]pyrimidine in example 21 is used.

4-Benzylamino-7-methylaminopyrimido[4,5-d]pyrimidine. 4-Benzylamino-7-ethylthiopyrimido[4,5-d]pyrimidine in EtOH containing excess methylamine is heated to 150°C in a stainless steel bomb for 5h. The solid is filtered off and dried to give 4-benzylamino-7-methylaminopyrimido[4,5-d]pyrimidine.

-120-

Example 704-Benzylamino-7-hydrazinopyrimido[4,5-d]pyrimidine

4-Benzylamino-7-ethylthio pyrimido[4,5-d]pyrimidine in EtOH containing excess hydrazine is heated to 150°C in a stainless steel bomb for 5h. The solid is filtered off and dried to give 4-benzylamino-7-hydrazinopyrimido[4,5-d]pyrimidine.

Example 714-(3-Bromoanilino)thieno[3,2-d]pyrimidine hydrochloride

3H-Thieno[3,2-d]pyrimid-4-one. A mixture of methyl 3-aminothiophene-2-carboxylate (1 g, 6.3 mmol) and formamide (2 g) is heated at 240°C for 10 min. Upon cooling a precipitate appeared. It is dissolved in EtOH and filtered. The filtrate is concentrated under reduced pressure and the residue is purified by silica gel chromatography eluting with 10% MeOH in CH<sub>2</sub>Cl<sub>2</sub> to yield 3H-thieno[3,2-d]pyrimid-4-one (249 mg, 26%) as a solid. <sup>1</sup>H NMR (DMSO) δ 12.61 (1H, brs), 8.20 (1H, s), 8.17 (1H, d, J = 5 Hz), 7.42 (1H, d, J = 5 Hz).

4-Chlorothieno[3,2-d]pyrimidine. To a solution of DMF (170.3 μL, 2.2 mmol) and dichloroethane (1.2 mL) at 0°C under N<sub>2</sub>, oxalyl chloride (279.2 mg, 3.2 mmol) is added slowly and stirred for 10 min.

-121-

3H-thieno[3,2-d]pyrimid-4-one (152.2 mg, 1.0 mmol) is added and refluxed for 5 h. The reaction mixture is poured into water and extracted with  $\text{CH}_2\text{Cl}_2$ . The organic layer is stripped under reduced pressure to yield 4-chlorothieno[3,2-d]pyrimidine (140 mg, 82%) as a yellow solid.  $^1\text{H}$  NMR (DMSO)  $\delta$  9.05 (1H, s), 8.62 (1H, d,  $J = 5$  Hz), 7.79 (1H, d,  $J = 5$  Hz).

4-(3-Bromoanilino)thieno[3,2-d]pyrimidine hydrochloride. A mixture of 4-chlorothieno[3,2-d]pyrimidine (135 mg, 0.79 mmol) and 3-bromoaniline (95  $\mu\text{L}$ , 0.89 mmol) in 2-methoxyethanol (2 mL) is heated to 79 °C for 30 min. The resulting precipitate is filtered and washed with  $\text{CH}_2\text{Cl}_2$  to yield 4-(3-bromoanilino)thieno[3,2-d]pyrimidine hydrochloride (195.5 mg, 72%) as a light yellow solid.  $^1\text{H}$  NMR (DMSO)  $\delta$  11.33 (1H, s), 8.94 (1H, s), 8.23 (1H, s), 8.53 (1H, d,  $J = 5.3$  Hz), 8.07 (1H, s), 7.77 (1H, d,  $J = 7.9$  Hz), 7.6 (1H, d,  $J = 5.3$  Hz), 7.48 (2H, m).

Example 72

20 4-Benzylaminothieno[3,2-d]pyrimidine

As described in the previous experiment 4-chlorothieno[3,2-d]pyrimidine (100 mg, 0.586 mmol) and benzylamine (710  $\mu\text{L}$ , 0.645 mmol) in 2-methoxyethanol (2 mL) yields 4-benzylaminothieno[3,2-d]pyrimidine (37 mg, 26%).  $^1\text{H}$  NMR (DMSO)  $\delta$  8.42 (1H, s), 8.12 (1H, d,  $J = 5.5$  Hz), 7.39 (1H, d,  $J = 5.3$  Hz), 7.40-7.30 (4H, m), 7.24 (1H, t,  $J = 6.8$  Hz).

-122-

Example 734-(3-Bromoanilino)thieno[2,3-d]pyrimidine

Methyl 2-aminothiophene-3-carboxylate. A mixture of methyl cyanoacetate (3.25 g, 32.3 mmol),  
5 1,4 dithiane-2,5 diol (5 g, 32.8 mmol), triethylamine (1 mL, 7.71 mmol) in EtOH (50 mL) is stirred at 40°C for 1 h. The cooled solution is eluted through a silica plug with CH<sub>2</sub>Cl<sub>2</sub>. The filtrate is stripped to dryness to give crude methyl 2-aminothiophene-3-  
10 carboxylate which is carried on to the next reaction. <sup>1</sup>H NMR (DMSO) δ 7.26 (1H, s), 6.82 (1H, d, J = 5.8 Hz), 6.28 (1H, d, J = 5.8 Hz), 3.69 (3H, s).

3H-Thieno[2,3-d]pyrimid-4-one. A solution of methyl 2-aminothiophene-3-carboxylate (602.1 mg,  
15 3.83 mmol) in formamide (5 mL) is heated at 200 °C for 12 h. The resulting tar is dissolved in CH<sub>2</sub>Cl<sub>2</sub> (10mL) then placed on a silica plug and eluted with 10% MeOH in CH<sub>2</sub>Cl<sub>2</sub>. The filtrate is stripped under reduce pressure and the resulting solid is washed with EtOH  
20 to yield 3H-thieno[2,3-d]pyrimid-4-one (231.4 mg, 40%) as an orange solid. <sup>1</sup>H NMR (DMSO) δ 12.50 (1H, brs), 8.13 (1H, s), 7.60 (1H, d, J = 5.8 Hz), 7.41 (1H, d, J = 6.0 Hz).

4-Chloro-thieno[2,3-d]pyrimidine. To a  
25 solution of DMF (90 μL) and CH<sub>2</sub>Cl<sub>2</sub> (2 mL) at 0°C under N<sub>2</sub>, oxalyl chloride (148 mg, 1.2 mmol) is added slowly and stirred for 10 min. 3H-Thieno[2,3-d]pyrimid-4-one (81 mg, 0.52 mmol) is added as a solid to the solution and warmed with a heat gun until the solid  
30 dissolves. The reaction is stirred at 25°C for 12 h under N<sub>2</sub>. The reaction mixture is poured into water

**SUBSTITUTE SHEET (RULE 26)**

-123-

and extracted with  $\text{CH}_2\text{Cl}_2$ . The phases are separated and the organic layer is dried ( $\text{Na}_2\text{SO}_4$ ) and stripped under reduced pressure to yield 4-chlorothieno[2,3-d]pyrimidine (87.6 mg, 97%) as a solid.  $^1\text{H}$  NMR (DMSO)  $\delta$  8.96 (1H, s), 8.17 (1H, d,  $J = 6.0$  Hz), 7.62 (1H, d,  $J = 6.0$  Hz).

4-(3-Bromoanilino)thieno[2,3-d]pyrimidine hydrochloride. A mixture of 4-chlorothieno[2,3-d]pyrimidine (135 mg, 0.79 mmol) and 3-bromoaniline (95  $\mu\text{L}$ , 0.89 mmol) in 2-methoxyethanol (2 mL) is heated to 79  $^\circ\text{C}$  for 30 min with stirring. The resulting solid is filtered and washed with  $\text{CH}_2\text{Cl}_2$  to yield 4-(3-bromoanilino)thieno[2,3-d]pyrimidine hydrochloride (197 mg, 73%).  $^1\text{H}$  NMR (DMSO)  $\delta$  9.99 (1H, s), 8.60 (1H, s), 8.23 (1H, s), 7.98 (1H, d,  $J = 6.0$  Hz), 7.88 (1H, d,  $J = 8.0$  Hz), 7.79 (1H, d,  $J = 6.0$  Hz), 7.37 (1H, t,  $J = 8.0$  Hz), 7.30 (1H, d,  $J = 8.0$  Hz).

#### Example 74

#### 20 4-Benzylaminopyrrolo[2,3-d]pyrimidine

4-Benzylaminopyrrolo[2,3-d]pyrimidine is prepared as described previously. G.H. Hitchings, K.W. Ledig and R.A. West, U.S. Patent No. 3,037,980, 1962; Chemical Abstracts 1962, 57, 15130c.

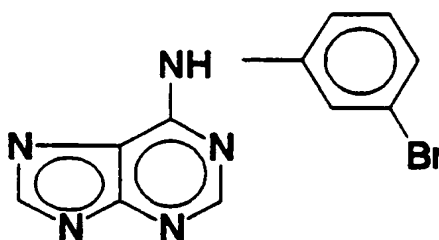
#### 25 Example 75

#### $\text{N}^6$ -(3-Bromophenyl)adenine

A mixture of 6-chloropurine (1.0 g, 6.47 mmol), 3-bromoaniline (0.78 mL, 7.12 mmol), and conc HCl (4 drops) in isopropanol (10 mL) is stirred at

-124-

80 °C for 5 h. Upon cooling, it precipitates. The solid is filtered and washed with isopropanol and air dried to yield N<sup>6</sup>-(3-bromophenyl)adenine (1.93 g, 91%) as a light yellow solid. <sup>1</sup>H NMR (DMSO) δ 11.38 (1H, s), 8.78 (1H, s), 8.75 (1H, s), 7.90 (1H, d, J = 8.0 Hz), 7.38-7.34 (2H, m).



#### Example 76

#### N<sup>6</sup>-Benzyladenine

N<sup>6</sup>-Benzyladenine is available commercially from the Aldrich Chemical Company, 1001 West Saint Paul Avenue, Milwaukee, Wisconsin 53233.

#### Example 77

#### 7-Amino-4-(3-methylanilino)pyrido[4,3-d]pyrimidine

A mixture of 7-amino-4-methylthiopyrido[4,3-d]pyrimidine (217 mg, 1.13 mmol) and *m*-toluidine (1.50 g, 14.0 mmol) is stirred at 155 °C for 30 min. The resulting product is chromatographed over silica gel (5% MeOH/CH<sub>2</sub>Cl<sub>2</sub>) to give 7-amino-4-(3-methylanilino)pyrido[4,3-d]pyrimidine (190 mg, 67%) as a pale yellow solid. <sup>1</sup>H NMR (DMSO) δ 9.81 (1H, brs), 9.34 (1H, s), 8.38 (1H, s), 7.60 (2H, s), 7.26 (1H, dd, J = 8.5, 7.6 Hz), 6.95 (1H, d, J = 7.4 Hz), 6.63 (2H, brs), 6.44 (1H, s), 2.33 (3H, s).

-125-

Example 787-Amino-4-(4-methoxyanilino)pyrido[4,3-d]pyrimidine

A mixture of 7-amino-4-methylthiopyrido[4,3-d]pyrimidine (129 mg, 0.62 mmol) and 4-methoxyaniline ((0.15 g, 1.2 mmol) was in ethanol (5 mL) was heated at 40 °C for 16 h, and then reflux for 3 h. The reaction mixture was cooled to 0 °C overnight, and the solid was collected by vacuum filtration and recrystallized from isopropanol to give 7-amino-4-(4-methoxyanilino)pyrido[4,3-d]pyrimidine (42 mg, 25%) as a yellow solid. <sup>1</sup>H NMR (DMSO) δ 10.00 (1H, brs), 9.31 (1H, s), 8.35 (1H, s), 7.62 (2H, d, J = 9.2 Hz), 6.96 (2H, d, J = 9.2 Hz), 6.70 (2H, slbrs), 6.41 (1H, s), 3.77 (3H, s).

15 Example 794-(3-Bromoanilino)-6-(piperidin-1-yl)pyrido[3,4-d]pyrimidine

Treatment of 4-(3-bromoanilino)-6-fluoropyrido[3,4-d]pyrimidine (see a previous experimental) at 100 °C in a pressure vessel with piperidine in ethanol gives 4-(3-bromoanilino)-6-dimethylaminopyrido[3,4-d]pyrimidine.

The pharmaceutical compositions of the invention can take any of a wide variety of oral and parenteral dosage forms. The dosage forms comprise as the active components an inhibitor as defined previously.

For preparing pharmaceutical compositions, one uses inert, pharmaceutically acceptable carriers

-126-

that can be either solid or liquid. Solid form preparations include powders, tablets, dispersible granules, capsules, cachets, and suppositories. A solid carrier can be one or more substances which may also act as dilutents, flavoring agents, solubilizers, lubricants, suspending agents, binders, or tablet disintegrating agents; it can also be an encapsulating material. In powders, the carrier is a finely divided solid which is in admixture with the finely divided active compounds. In the tablet, the active compounds are mixed with carrier having the necessary binding properties in suitable proportions and compacted in the shape and size desired. The powders and tablets preferably contain from 5% or 10% to about 70% of active ingredients. Suitable solid carriers are magnesium carbonate, magnesium stearate, talc, sugar, lactose, pectin, dextrin, starch, gelatin, tragacanth, methyl cellulose, sodium carboxymethyl cellulose, a low melting wax, cocoa butter, and the like. The term "preparation" is intended to include the formulation of the active compounds with encapsulating materials as carrier, providing a capsule in which the active components (with or without other carriers) are surrounded by carrier, which are thus in association with it. Similarly, cachets are included. Tablets, powders, cachets, and capsules can be used as solid dosage forms suitable for oral administration.

Liquid form preparations include solutions, suspensions, and emulsions. As an example may be mentioned water or water-propylene glycol solutions for parenteral injection. Liquid preparations can also be formulated in solution in aqueous polyethylene glycol solution. Aqueous solutions suitable for oral



-127-

use can be prepared by dissolving the active component in water and adding suitable colorants, flavors, stabilizing, and thickening agents as desired.

5 Aqueous suspensions suitable for oral use can be made by dispersing the finely divided active components in water with viscous material, i.e., natural or synthetic gums, resins, methyl cellulose, sodium carboxymethyl cellulose, and other well-known suspending agents.

10 Preferably, the pharmaceutical preparation is in unit dosage form. In such form, the preparation may be subdivided into unit doses containing appropriate quantities of inhibitor and other anti-cancer materials individually or as a combination,  
15 i.e., in a mixture. The unit dosage form can be a packaged preparation, the package containing discrete quantities of preparation, for example, packeted tablets, capsules, and powders in vials or ampoules. The unit dosage form can also be a capsule, cachet, or  
20 tablet itself or it can be the appropriate number of any of these in packaged form. Additionally, the unit dosage form may be a dividable form having an inhibitor in one part and other anti-cancer materials in the other part, such as, a dividable capsule, a  
25 dividable package, or a two-part ampoule, vial or the like.

The quantity of an inhibitor in unit dosages of preparation may be varied or adjusted from about  
30 0.01 mg/kg to 100.0 mg/kg, preferably 0.03 mg/kg to less than 1.0 mg/kg of inhibitor.

**SUBSTITUTE SHEET (RULE 26)**

-128-

The pharmaceutical compositions preferably are constituted so that they can be administered parenterally or orally. Solutions of the active compounds as free bases and free acids or  
5 pharmaceutically acceptable salts can be prepared in water suitable mixed with a surfactant such as hydroxypropylcellulose. Dispersions can also be prepared in glycerol, liquid polyethylene glycols, and mixtures thereof and in oils. Under ordinary  
10 conditions of storage and use, these preparations contain a preservative to prevent the growth of microorganisms.

The pharmaceutical forms suitable for injectable use include sterile aqueous solutions or  
15 dispersions and sterile powders for the extemporaneous preparation of sterile injectable solutions or dispersions. In all cases, the form must be sterile and must be fluid to the extent that easy syringability exists. It must be stable under the  
20 conditions of manufacture and storage and must be preserved against the contaminating action of the microorganisms such as bacteria and fungi. The carrier can be a solvent or dispersion medium containing, for example, water, ethanol, polyol (for  
25 example, glycerol, propylene glycol, and liquid polyethylene glycol, and the like), suitable mixtures thereof, and vegetable oils. The proper fluidity can be maintained, for example, by the use of a coating such as lecithin, by the maintenance of the required  
30 particle size in the case of dispersion, and by the use of surfactants. The prevention of the action of microorganisms can be brought about by various antibacterial and antifungal agents, for example,

**SUBSTITUTE SHEET (RULE 26)**

-129-

paragens, chlorobutanol, phenol, sorbic acid, thimerosal, and the like. In many cases, it will be preferred to include isotonic agents, for example, sugars or sodium chloride. Prolonged absorption of the injectable compositions of agents delaying absorption, for example, gelatin.

Sterile injectable solutions are prepared by incorporating the active compounds in the required amount in the appropriate solvent with various other ingredients enumerated above, as required, followed by filtered sterilization. Generally, dispersions are prepared by incorporating the various sterilized active ingredients, into a sterile vehicle which contains the basic dispersion medium and the required other ingredients from those enumerated above. In the case of the sterile powders for the preparation of sterile injectable solutions, the preferred methods of preparation are vacuum drying and the freeze-drying technique which yields a powder of active ingredients plus an additional desired ingredient from a previously sterile-filtered solution thereof.

As used herein, "pharmaceutically acceptable carrier" includes any and all solvents, dispersion media, coatings, antibacterial and antifungal agents, isotonic and absorption delaying agents and the like. The use of such media and agents for pharmaceutically active substances is well known in the art. Except insofar as any conventional media or agent is incompatible with the active ingredient, its use in the therapeutic compositions is contemplated. Supplementary active ingredients can also be incorporated into the compositions.

**SUBSTITUTE SHEET (RULE 26)**

-130-

It is especially advantageous to formulate parenteral compositions in dosage unit form for ease of administration and uniformity of dosage. Dosage unit form as used herein refers to physically discrete units suitable as unitary dosages for the mammalian subjects to be treated; each unit containing a predetermined quantity of active materials calculated to produce the desired therapeutic effect in association with the required pharmaceutical carrier. The specification for the novel dosage unit forms of the invention are dictated by and directly dependent on (a) the unique characteristics of the active materials and the particular therapeutic effect to be achieved, and (b) the limitation inherent in the art of compounding such active materials for the treatment of disease in living subjects having a diseased condition in which bodily health is impaired as herein disclosed in detail.

The principal active ingredients are compounded for convenient and effective administration in effective amounts with a suitable pharmaceutically acceptable carrier in dosage unit form as hereinbefore disclosed. A unit parenteral dosage form can, for example, contain the principal active compound, i.e. an inhibitor, in amounts ranging from about 0.5 to about 100 mg, with from about 0.1 to 50 mg being preferred. The daily parenteral doses for mammalian subjects to be treated ranges from 0.01 mg/kg to 10 mg/kg of the inhibitor. The preferred daily dosage range is 0.1 mg/kg to 1.0 mg/kg.

For oral dosages, the daily amount may range from 0.01 mg of active compound/kg of mammalian

-131-

subject to 100 mg/kg, preferably 0.1 to 10 mg/kg of subject.

5 The inhibitor described above may form commonly known, pharmaceutically acceptable salts such as alkali metal and other common basic salts or acid addition salts, etc. References to the base substances are therefore intended to include those common salts known to be substantially equivalent to the parent compound and hydrates thereof.

10 The active compounds described herein are capable of further forming both pharmaceutically acceptable acid addition and/or base salts. All of these forms are within the scope of the present invention.

15 Pharmaceutically acceptable acid addition salts of the active compounds include salts derived from nontoxic inorganic acids such as hydrochloric, nitric, phosphoric, sulfuric, hydrobromic, hydriodic, hydrofluoric, phosphorous, and the like, as well as  
20 the salts derived from nontoxic organic acids, such as aliphatic mono- and dicarboxylic acids, phenyl-substituted alkanolic acids, hydroxy alkanolic acids, alkanedioic acids, aromatic acids, aliphatic and aromatic sulfonic acids, etc. Such salts thus include  
25 sulfate, pyrosulfate, bisulfate, sulfite, bisulfite, nitrate, phosphate, monohydrogenphosphate, dihydrogenphosphate, metaphosphate, pyrophosphate, chloride, bromide, iodide, acetate, trifluoroacetate, propionate, caprylate, isobutyrate, oxalate, malonate,  
30 succinate, suberate, sebacate, fumarate, maleate, mandelate, benzoate, chlorobenzoate, methylbenzoate,

**SUBSTITUTE SHEET (RULE 26)**

-132-

dinitrobenzoate, phthalate, benzenesulfonate, toluenesulfonate, phenylacetate, citrate, lactate, maleate, tartrate, methanesulfonate, and the like. Also contemplated are salts of amino acids such as arginate and the like and gluconate, galacturonate (see, for example, Berge, S.M. et al, "Pharmaceutical Salts", JOURNAL OF PHARMACEUTICAL SCIENCE, 66, pp. 1-19 (1977)).

The acid addition salts of said basic compounds are prepared by contacting the free base form with a sufficient amount of the desired acid to produce the salt in the conventional manner. Preferably, an active compound can be converted to an acidic salt by treating with an aqueous solution of the desired acid, such that the resulting pH is less than 4. The solution can be passed through a C18 cartridge to absorb the compound, washed with copious amounts of water, the compound eluted with a polar organic solvent such as, for example, methanol, acetonitrile, and the like, and isolated by concentrating under reduced pressure followed by lyophilization. The free base form may be regenerated by contacting the salt form with a base and isolating the free base in the conventional manner. The free base forms differ from their respective salt forms somewhat in certain physical properties such as solubility in polar solvents, but otherwise the salts are equivalent to their respective free base for purposes of the present invention.

Pharmaceutically acceptable base addition salts are formed with metals or amines, such as alkali and alkaline earth metals or organic amines. Examples

**SUBSTITUTE SHEET (RULE 26)**

-133-

of metals used as cations are sodium, potassium, magnesium, calcium, and the like. Examples of suitable amines are N,N'-dibenzylethylenediamine, chlorprocaine, choline, diethanolamine, dicyclohexylamine, ethylenediamine, N-methylglucamine, and procaine (see, for example, Berge, S.M. et al, "Pharmaceutical Salts", JOURNAL OF PHARMACEUTICAL SCIENCE, 66, pp. 1-19 (1977)).

The base addition salts of said acidic compounds are prepared by contacting the free acid form with a sufficient amount of the desired base to produce the salt in the conventional manner. Preferably, an active compound can be converted to a base salt by treating with an aqueous solution of the desired base, such that the resulting pH is greater than 9. The solution can be passed through a C18 cartridge to absorb the compound, washed with copious amounts of water, the compound eluted with a polar organic solvent such as, for example, methanol, acetonitrile and the like, and isolated by concentrating under reduced pressure followed by lyophilization. The free acid form may be regenerated by contacting the salt form with an acid and isolating the free acid in the conventional manner. The free acid forms differ from their respective salt forms somewhat in certain physical properties such as solubility in polar solvents, but otherwise the salts are equivalent to their respective free acids for purposes of the present invention.

Certain of the compounds of the present invention can exist in unsolvated forms as well as solvated forms, including hydrated forms. In general,

**SUBSTITUTE SHEET (RULE 26)**

-134-

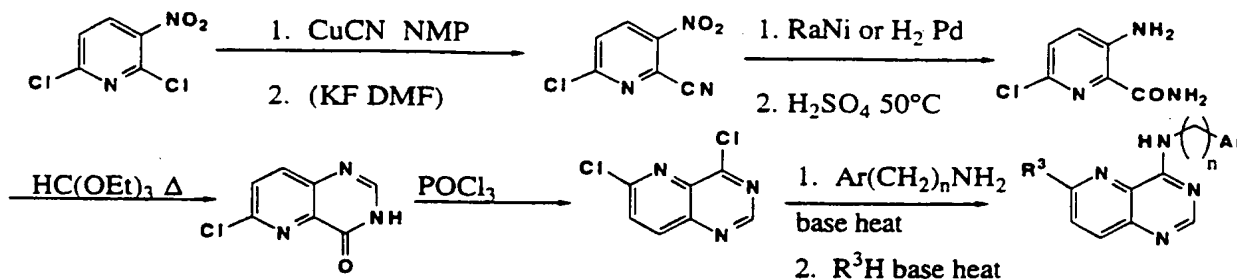
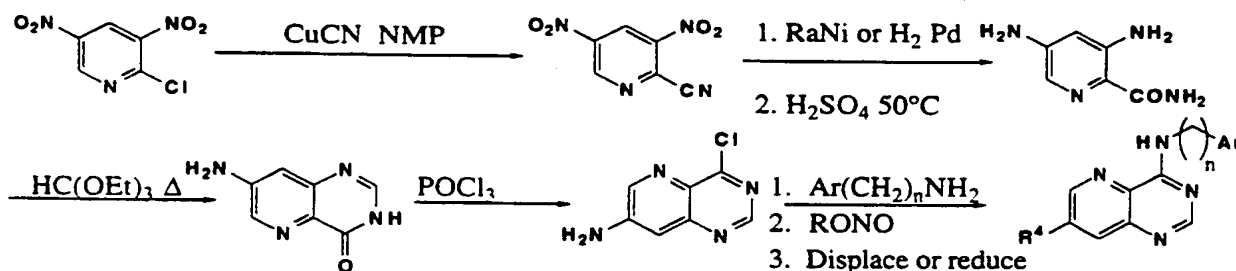
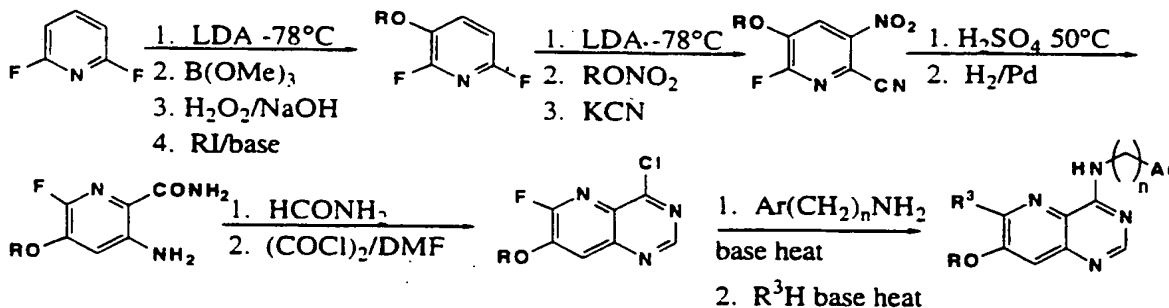
the solvated forms, including hydrated forms are equivalent to unsolvated forms and are intended to be encompassed within the scope of the present invention.

5 Certain of the compounds of the present invention possess one or more chiral centers and such center may exist in the R(D) or S(L) configuration. The present invention includes all enantiomeric and epimeric forms as well as the appropriate mixtures thereof.

10 While the forms of the invention herein constitute presently preferred embodiments, many others are possible. It is not intended herein to mention all of the possible equivalent forms or ramifications of the invention. It is understood that  
15 the terms used herein are merely descriptive rather than limiting and that various changes may be made without departing from the spirit or scope of the invention.

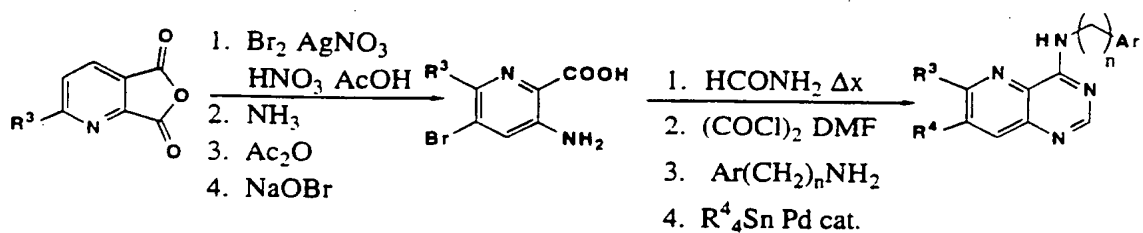
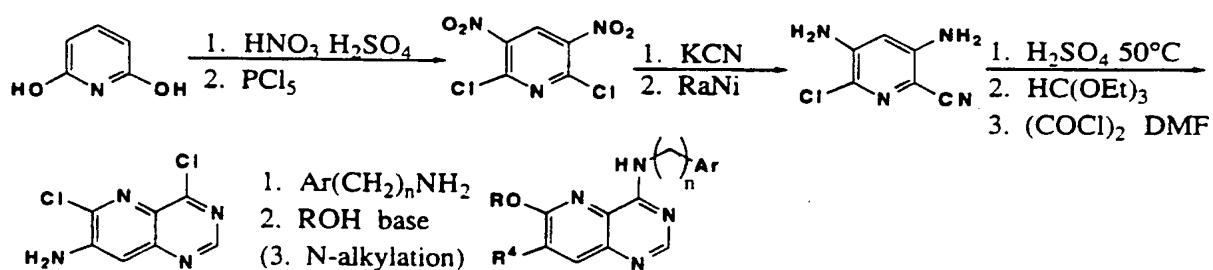
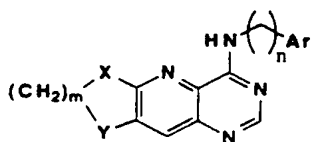
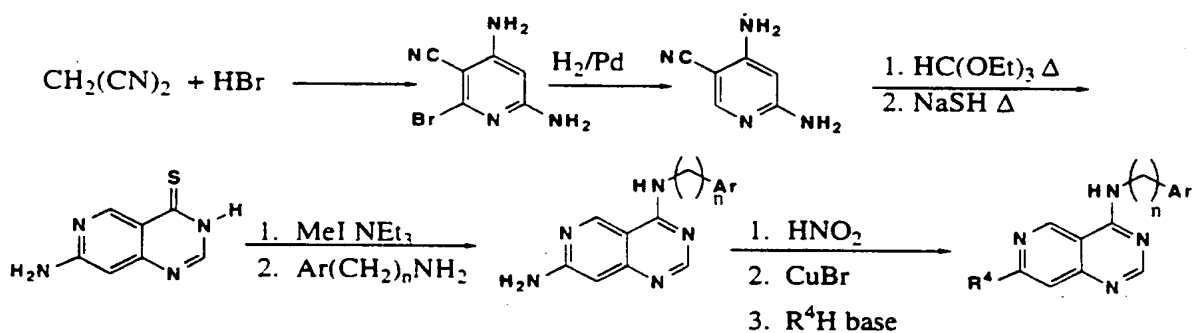


-135-

Scheme 1. Synthesis of Preferred Groups 1-5; R<sup>4</sup> = HScheme 2. Synthesis of Preferred Groups 1-5; R<sup>3</sup> = HScheme 3. Synthesis of Preferred Groups 6 and 8-10; R<sup>4</sup> = RO

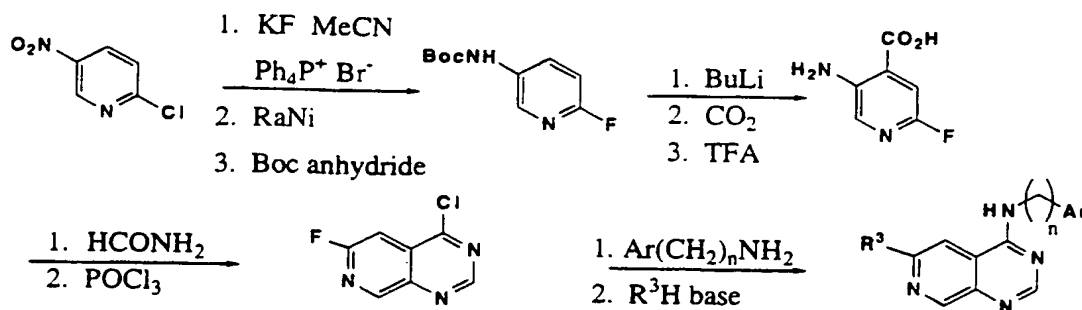
SUBSTITUTE SHEET (RULE 26)

-136-

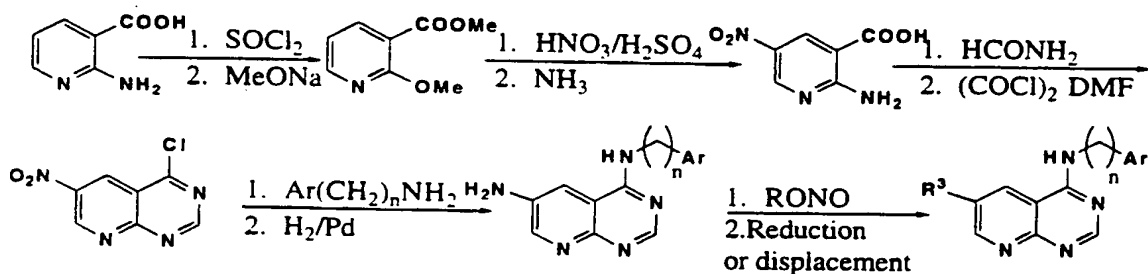
Scheme 4. Synthesis of Preferred Group 7.Scheme 5. Synthesis of Preferred Groups 8 & 9:  $\text{R}^3 = \text{OR}$ .Scheme 6. Preferred Group 11.Scheme 7. Synthesis of Preferred Groups 12-16.

SUBSTITUTE SHEET (RULE 26)

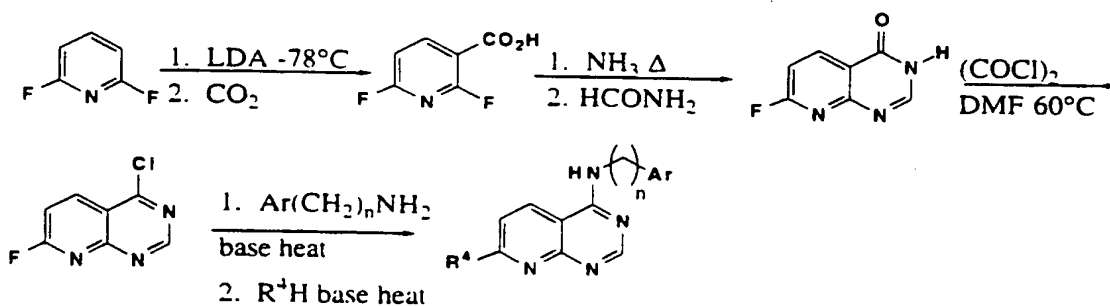
-137-



Scheme 8. Synthesis of Preferred Groups 17-21.



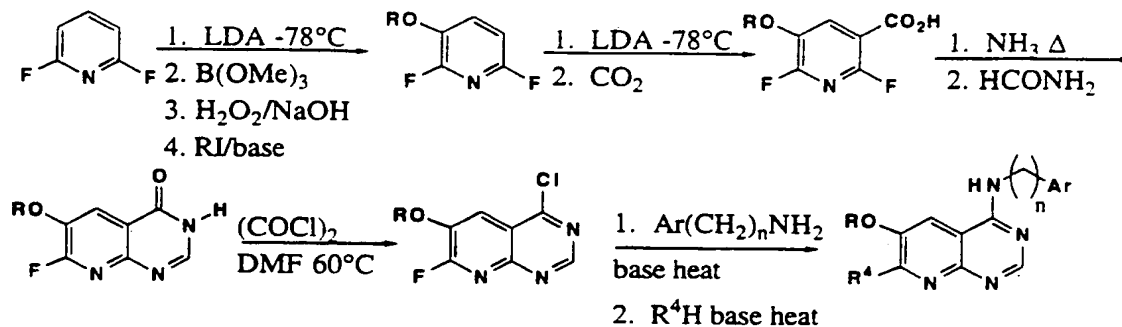
Scheme 9. Synthesis of Preferred Groups 22-26; R<sup>4</sup> = H.



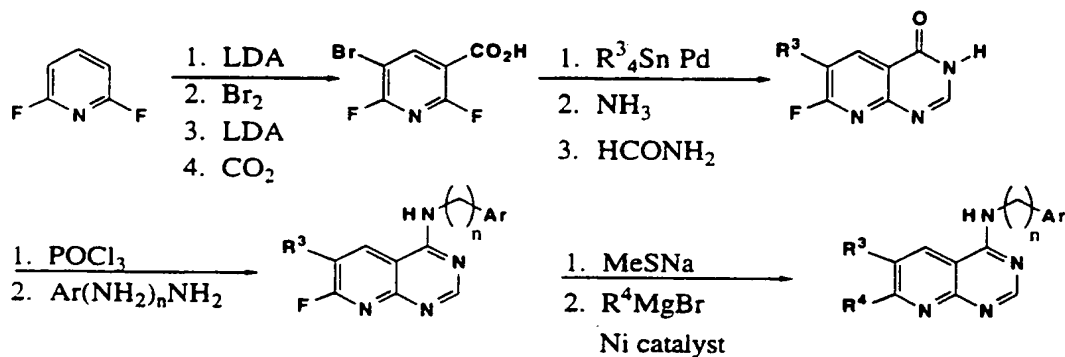
Scheme 10. Synthesis of Preferred Groups 22-26; R<sup>3</sup> = H.

SUBSTITUTE SHEET (RULE 26)

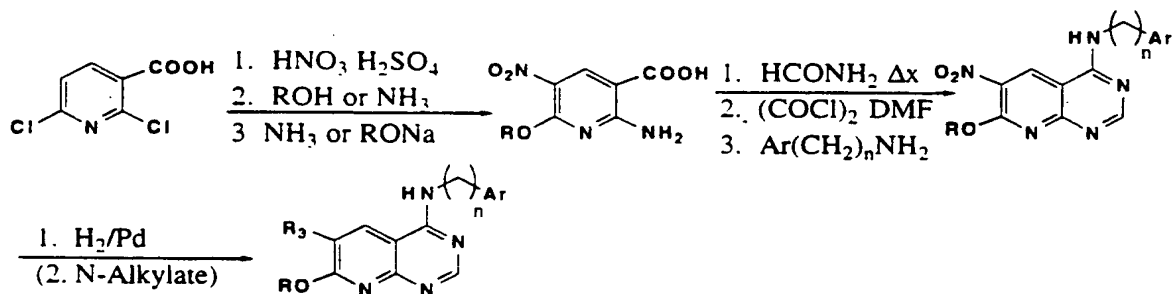
- 138 -



Scheme 11. Synthesis of Preferred Groups 27 & 29-31; R<sup>3</sup> = RO



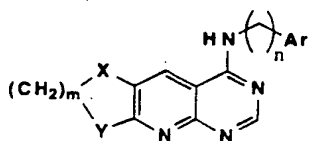
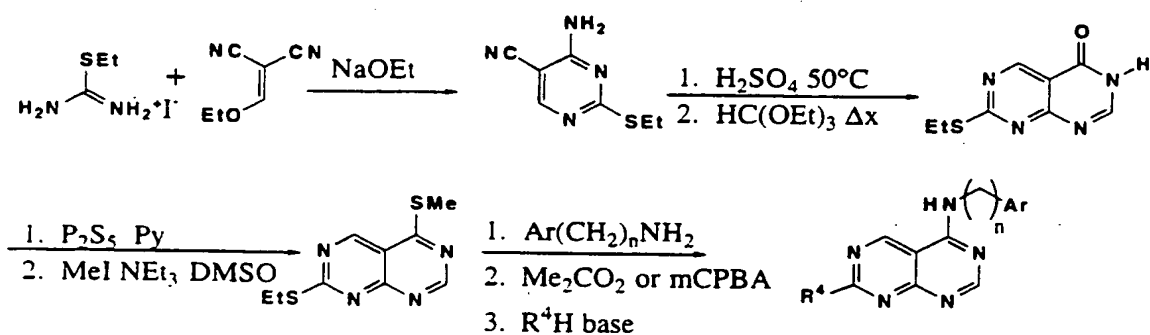
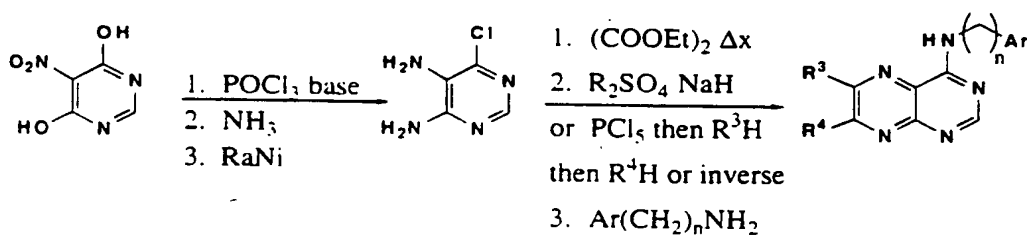
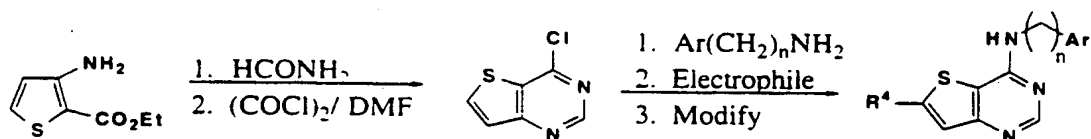
Scheme 12. Synthesis of Preferred Groups 28



Scheme 13. Synthesis of Preferred Groups 29 & 30; R<sup>4</sup> = OR

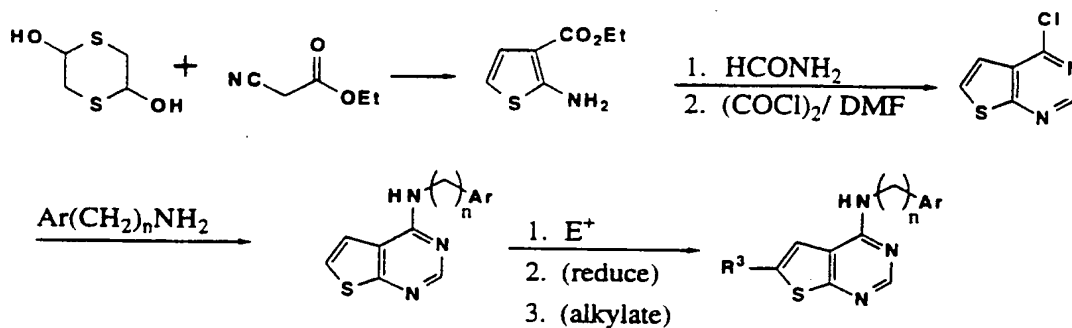
SUBSTITUTE SHEET (RULE 26)

-139-

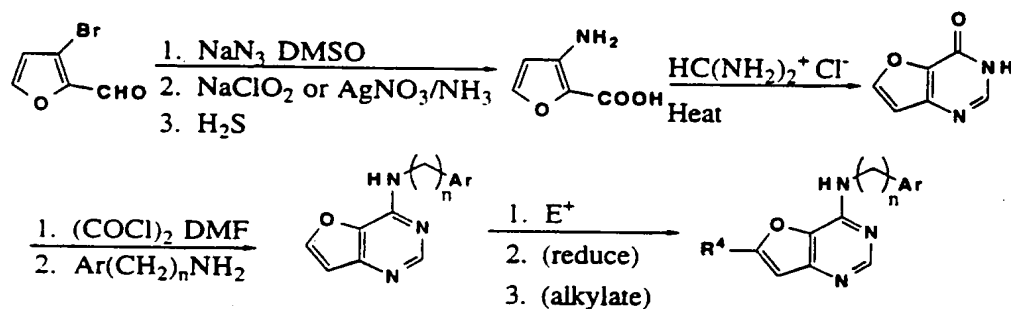
Scheme 14. Preferred Group 32.Scheme 15. Synthesis of Preferred Groups 33-36.Scheme 16. Synthesis of Preferred Groups 37-40Scheme 17. Synthesis of Preferred Group 41: [3,2-d] ring fusion

SUBSTITUTE SHEET (RULE 26)

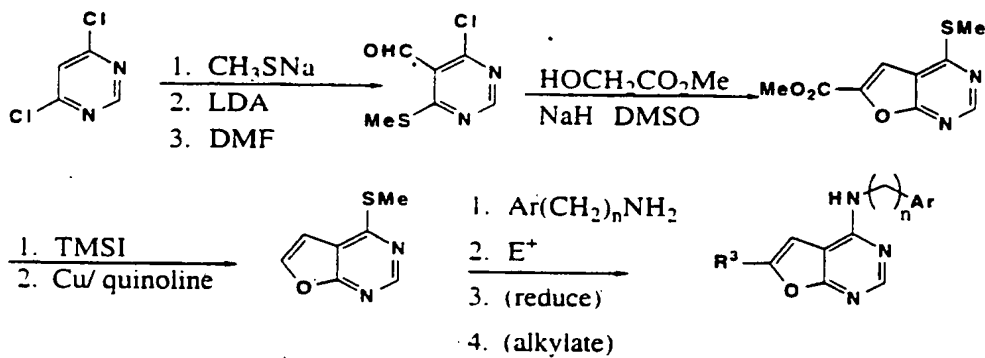
-140-



**Scheme 18. Synthesis of Preferred Group 41: [2,3-d] ring fusion**



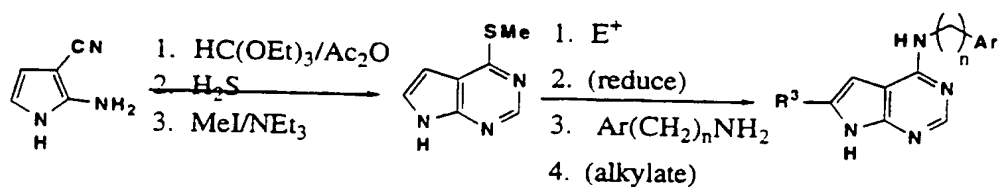
**Scheme 19. Synthesis of Preferred Group 42: [3,2-d] ring fusion**



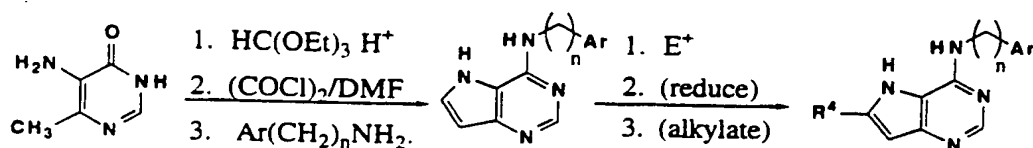
**Scheme 20. Synthesis of Preferred Group 42: [2,3-d] ring fusion**

**SUBSTITUTE SHEET (RULE 26)**

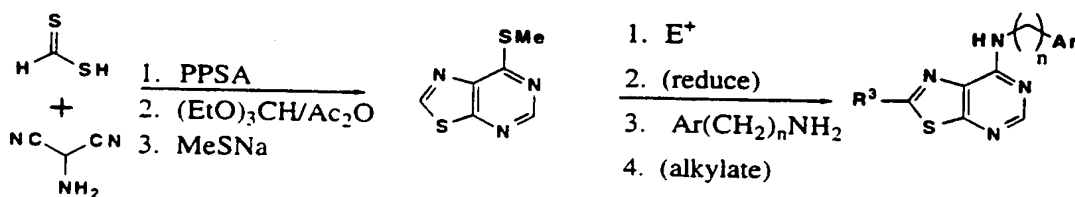
- 141 -



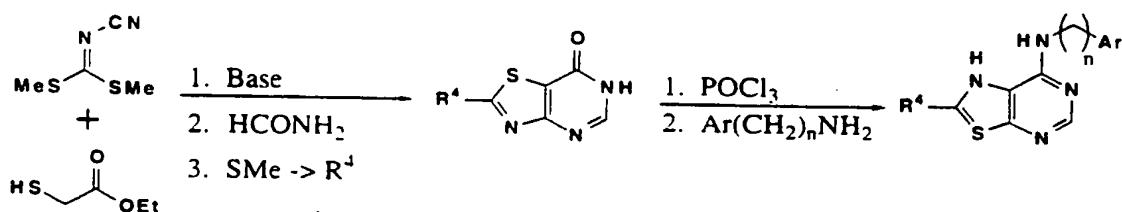
Scheme 21. Synthesis of Preferred Group 43: [2,3-d] ring fusion.



Scheme 22. Synthesis of Preferred Group 43: [3,2-d] ring fusion.



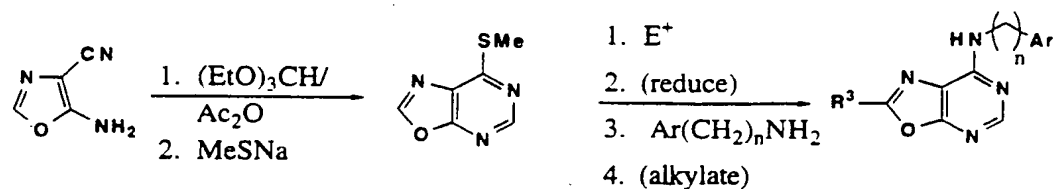
Scheme 23. Synthesis of Preferred Group 44: [5,4-d] ring fusion.



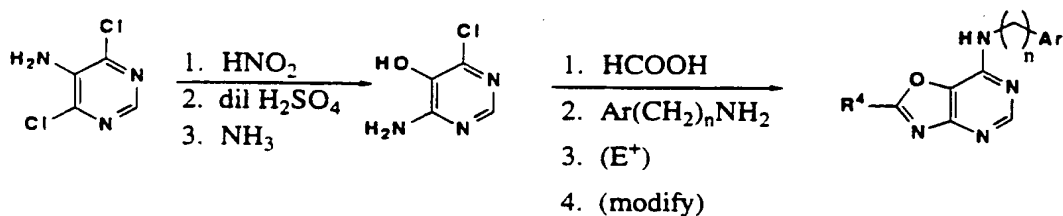
Scheme 24. Synthesis of Preferred Group 44: [4,5-d] ring fusion.

SUBSTITUTE SHEET (RULE 26)

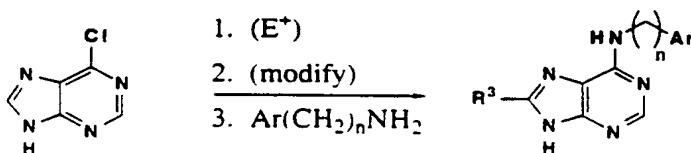
-142-



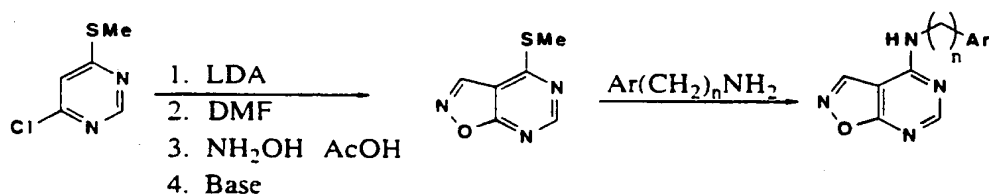
Scheme 25. Synthesis of Preferred Group 45: [5,4-d] ring fusion.



Scheme 26. Synthesis of Preferred Group 45: [4,5-d] ring fusion.



Scheme 27. Synthesis of Preferred Group 46.

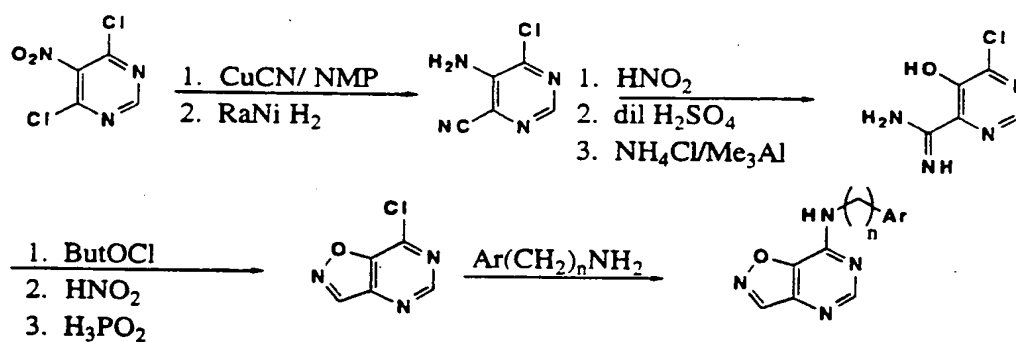


Scheme 28. Synthesis of Preferred Group 47: [5,4-d] ring fusion.

SUBSTITUTE SHEET (RULE 26)



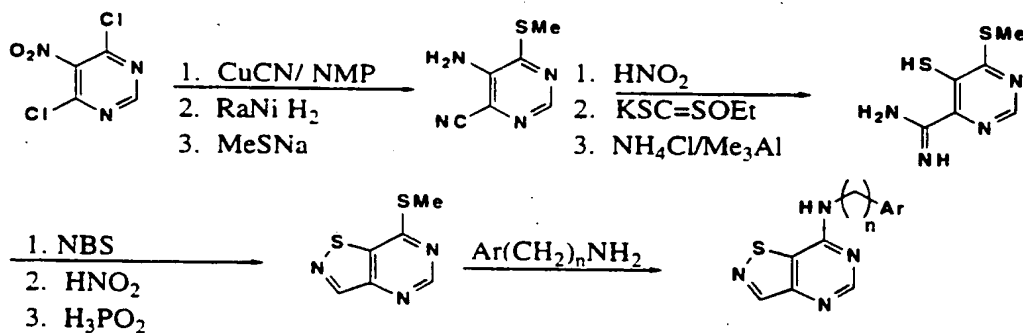
-143-



Scheme 29. Synthesis of Preferred Group 47: [4,5-d] ring fusion.



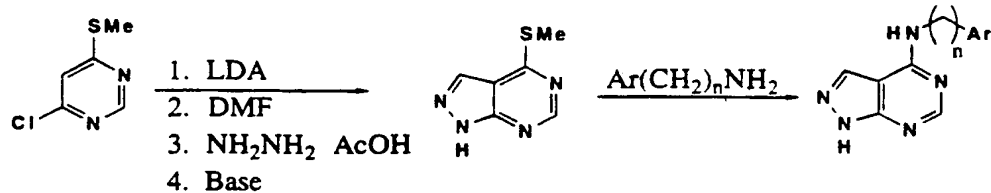
Scheme 30. Synthesis of Preferred Group 48: [5,4-d] ring fusion.



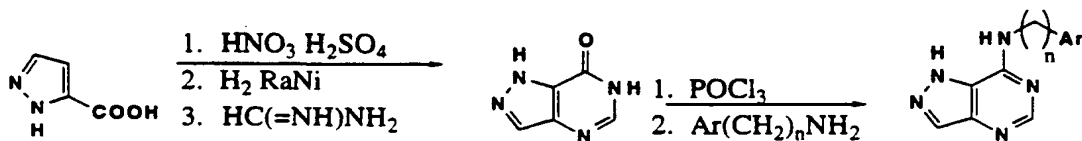
Scheme 31. Synthesis of Preferred Group 48: [4,5-d] ring fusion.

SUBSTITUTE SHEET (RULE 26)

-144-



Scheme 32. Synthesis of Preferred Group 49: [3,4-d] ring fusion.



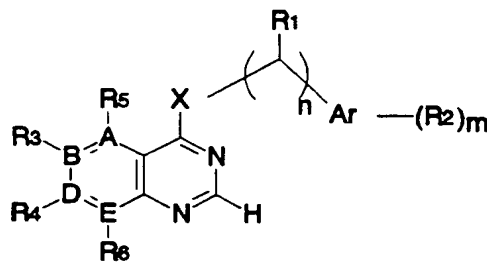
Scheme 33. Synthesis of Preferred Group 49: [4,3-d] ring fusion.

SUBSTITUTE SHEET (RULE 26)

-145-

**What Is Claimed Is:**

1. A method of inhibiting epidermal growth factor receptor tyrosine kinase by treating, with an effective inhibiting amount, a mammal, in need thereof, a compound of Formula I:

**Formula I**

where:

at least one, and as many as three of A-E are nitrogen, with the remaining atom(s) carbon, or any two contiguous positions in A-E taken together can be a single heteroatom, N, O or S, in which case one of the two remaining atoms must be carbon, and the other can be either carbon or nitrogen;

X = O, S, NH or NR<sup>7</sup>, such that R<sup>7</sup> = lower alkyl (1-4 carbon atoms), OH, NH<sub>2</sub>, lower alkoxy (1-4 carbon atoms) or lower monoalkylamino (1-4 carbon atoms);

n = 0, 1, 2;

R<sup>1</sup> = H or lower alkyl (1-4 carbon atoms); if n = 2, R<sup>1</sup> can be independently H or lower alkyl (1-4 carbon atoms) on either linking carbon atom;

R<sup>2</sup> is lower alkyl (1-4 carbon atoms), cycloalkyl (3-8 carbon atoms), lower alkoxy (1-4 carbon atoms), cycloalkoxy (3-8 carbon atoms), nitro, halo (fluoro, chloro, bromo, iodo), lower

-146-

perfluoroalkyl (1-4 carbon atoms), hydroxy, lower acyloxy (1-4 carbon atoms; -O-C(O)R), amino, lower mono or dialkylamino (1-4 carbon atoms), lower mono or dicycloalkylamino (3-8 carbon atoms), hydroxymethyl, 5 lower acyl (1-4 carbon atoms; -C(O)R), cyano, lower thioalkyl (1-4 carbon atoms), lower sulfinylalkyl (1-4 carbon atoms), lower sulfonylalkyl (1-4 carbon atoms), thiocycloalkyl (3-8 carbon atoms), sulfinylcycloalkyl (3-8 carbon atoms), sulfonylcycloalkyl (3-8 carbon 10 atoms), sulfonamido, lower mono or dialkylsulfonamido (1-4 carbon atoms), mono or dicycloalkylsulfonamido (3-8 carbon atoms), mercapto, carboxy, carboxamido (-C(O)-NH<sub>2</sub>), lower mono or dialkylcarboxamido (1-4 carbon atoms), mono or dicycloalkylcarboxamido (3-8 15 carbon atoms), lower alkoxycarbonyl (1-4 carbon atoms), cycloalkoxycarbonyl (3-8 carbon atoms), lower alkenyl (2-4 carbon atoms), cycloalkenyl (4-8 carbon atoms), lower alkynyl (2-4 carbon atoms), or two R<sup>2</sup> taken together on contiguous carbon atoms can form a 20 carbocyclic ring of 5-7 members or a monounsaturated 1,3-dioxolanyl, 1,4-dioxanyl, 1,4-dioxepinyl, pyranyl, furanyl, pyrrolidyl, piperidinyl, thiolanyl, oxazolanyl, thiazolanyl, diazolanyl, piperazinyl, morpholino or thiomorpholino ring; and 25 m = 0-3, wherein Ar is phenyl, thienyl, furanyl, pyrrolyl, pyridyl, pyrimidyl, imidazolyl, pyrazinyl, oxazolyl, thiazolyl, naphthyl, benzothienyl, benzofuranyl, indolyl, quinolinyl, isoquinolinyl and quinazolinyl; 30 R<sup>3</sup>, R<sup>4</sup>, R<sup>5</sup> and R<sup>6</sup> are independently, not present, H, lower alkyl (1-4 carbon atoms), cycloalkyl (3-8 carbon atoms), lower alkoxy (1-4 carbon atoms), cycloalkoxy (3-8 carbon atoms), hydroxy, lower acyloxy (1-4 carbon atoms), amino, lower mono or dialkylamino

-147-

(1-4 carbon atoms), lower mono or dicycloalkylamino (3-8 carbon atoms), lower alkyl (1-4 carbon atoms) or cycloalkyl (3-8 carbon atoms), carbonato (-OC(O)OR) where the R is lower alkyl of 1 to 4 carbon atoms or  
5 cycloalkyl of 3-8 carbon atoms;

or ureido or thioureido or N- or O- linked urethane any one of which is optionally substituted by mono or di-lower alkyl (1-4 carbon atoms) or cycloalkyl (3-8 carbon atoms);

10 lower thioalkyl (1-4 carbon atoms), thiocycloalkyl (3-8 carbon atoms), mercapto, lower alkenyl (2-4 carbon atoms), hydrazino, N'-lower alkylhydrazino (1-4 carbon atoms), lower acylamino (1-4 carbon atoms), hydroxylamino, or lower O-  
15 alkylhydroxylamino (1-4 carbon atoms);

or any two of R<sup>3</sup>-R<sup>6</sup> taken together on contiguous carbon atoms can form a carbocyclic ring of 5-7 members or a monounsaturated 1,3-dioxolanyl, 1,4-dioxanyl, 1,4-dioxepinyl, pyranyl, furanyl,  
20 pyrrolidyl, piperidinyl, thiolanyl, oxazolanyl, thiazolanyl, diazolanyl, piperazinyl, morpholino or thiomorpholino ring;

any lower alkyl group substituent on any of the substituents in R<sup>3</sup>-R<sup>6</sup> which contain such a moiety  
25 can be optionally substituted with one or more of hydroxy, amino, lower monoalkylamino, lower dialkylamino, N-pyrrolidyl, N-piperidinyl, N-pyridinium, N-morpholino, N-thiomorpholino or N-piperazino groups;

30 if one or more of A through E are N, then any of R<sup>3</sup>-R<sup>6</sup> on a neighboring C atom to one of the N atoms, cannot be either OH or SH; and

if any of the substituents R<sup>1</sup>, R<sup>2</sup>, R<sup>3</sup>, R<sup>4</sup>, R<sup>5</sup> or R<sup>6</sup> contain chiral centers, or in the case of R<sup>1</sup>  
35 create chiral centers on the linking atoms, then all

-148-

stereoisomers thereof both separately and as racemic and/or diastereoisomeric mixtures are included; or a pharmaceutical salt or hydrate thereof.

2. The method of claim 1 wherein X = NH, n = 0 or 1, in which case R<sup>1</sup> = H, the aromatic ring phenyl optionally substituted, B, D & E carbon, with A nitrogen and R<sup>3</sup> or R<sup>4</sup> H, with the other one lower alkoxy or halogen.
3. The method of claim 1 wherein X = NH, n = 0 or 1, in which case R<sup>1</sup> = H, the aromatic ring phenyl optionally substituted, B, D & E carbon, with A nitrogen and R<sup>3</sup> or R<sup>4</sup> H, with the other one amino.
4. The method of claim 1 wherein X = NH, n = 0 or 1, in which case R<sup>1</sup> = H, the aromatic ring phenyl optionally substituted, B, D & E carbon, with A nitrogen and R<sup>3</sup> or R<sup>4</sup> H, with the other one lower mono or dialkylamino.
5. The method of claim 1 wherein X = NH, n = 0 or 1, in which case R<sup>1</sup> = H, the aromatic ring phenyl optionally substituted, B, D & E carbon, with A nitrogen and R<sup>3</sup> or R<sup>4</sup> H, with the other one hydrazino.
6. The method of claim 1 wherein X = NH, n = 0 or 1, in which case R<sup>1</sup> = H, the aromatic ring phenyl optionally substituted, B, D & E carbon, with A nitrogen and R<sup>3</sup> or R<sup>4</sup> H, with the other one lower alkyl.

-149-

7. The method of claim 1 wherein  $X = NH$ ,  $n = 0$  or  $1$ , in which case  $R^1 = H$ , the aromatic ring phenyl optionally substituted, B, D & E carbon, with A nitrogen and  $R^3$  and  $R^4$  lower alkoxy.

5 8. The method of claim 1 wherein  $X = NH$ ,  $n = 0$  or  $1$ , in which case  $R^1 = H$ , the aromatic ring phenyl optionally substituted, B, D & E carbon, with A nitrogen and  $R^3$  and  $R^4$  lower alkyl.

10 9. The method of claim 1 wherein  $X = NH$ ,  $n = 0$  or  $1$ , in which case  $R^1 = H$ , the aromatic ring phenyl optionally substituted, B, D & E carbon, with A nitrogen, and  $R^3$  or  $R^4$  amino, with the other one lower alkoxy.

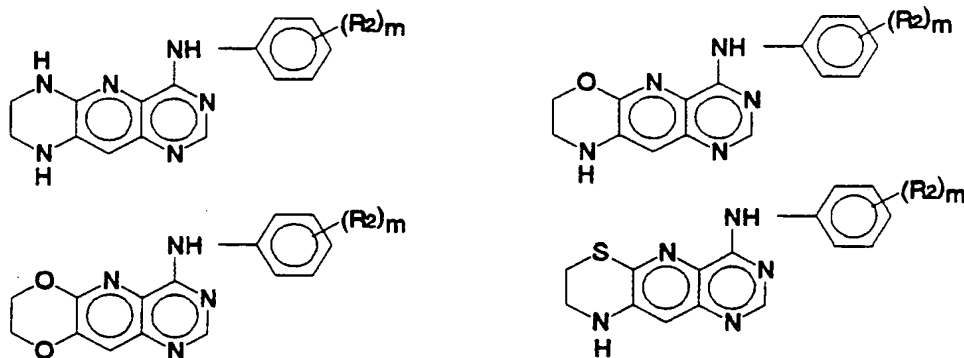
15 10. The method of claim 1 wherein  $X = NH$ ,  $n = 0$  or  $1$ , in which case  $R^1 = H$ , the aromatic ring phenyl optionally substituted, B, D & E carbon, with A nitrogen, and  $R^3$  or  $R^4$  lower mono or dialkylamino, with the other one lower alkoxy.

20 11. The method of claim 1 wherein  $X = NH$ ,  $n = 0$  or  $1$ , in which case  $R^1 = H$ , the aromatic ring phenyl optionally substituted, B, D & E carbon, with A nitrogen and  $R^3$  lower mono or dialkylamino, with  $R^4$  hydroxy.

25 12. The method of claim 1 wherein  $X = NH$ ,  $n = 0$  or  $1$ , in which case  $R^1 = H$ , the aromatic ring phenyl optionally substituted, B, D & E carbon, with A nitrogen, and  $R^3$  and  $R^4$  taken together are dioxymethylene, dioxyethylene, 2,3-fused piperazine, 2,3-fused morpholine or 2,3-fused thiomorpholine.

-150-

13. The method of claim 12 having any one of the following ring structures:



14. The method of claim 1 wherein X = NH, n = 0 or 1, in which case R<sup>1</sup> = H, the aromatic ring phenyl optionally substituted, A, D & E carbon, with B nitrogen and R<sup>4</sup> lower alkoxy or halogen.

15. The method of claim 1 wherein X = NH, n = 0 or 1, in which case R<sup>1</sup> = H, the aromatic ring phenyl optionally substituted, A, D & E carbon, with B nitrogen and R<sup>4</sup> amino.

16. The method of claim 1 wherein X = NH, n = 0 or 1, in which case R<sup>1</sup> = H, the aromatic ring phenyl optionally substituted, A, D & E carbon, with B nitrogen and R<sup>4</sup> lower mono or dialkylamino.

17. The method of claim 1 wherein X = NH, n = 0 or 1, in which case R<sup>1</sup> = H, the aromatic ring phenyl optionally substituted, A, D & E carbon, with B nitrogen and R<sup>4</sup> hydrazino.



-151-

18. The method of claim 1 wherein  $X = NH$ ,  $n = 0$  or  $1$ , in which case  $R^1 = H$ , the aromatic ring phenyl optionally substituted, A, C & E carbon, with B nitrogen and  $R^4$  lower alkyl.

5 19. The method of claim 1 wherein  $X = NH$ ,  $n = 0$  or  $1$ , in which case  $R^1 = H$ , the aromatic ring phenyl optionally substituted, A, B & E carbon, with D nitrogen and  $R^3$  lower alkoxy or halogen.

10 20. The method of claim 1 wherein  $X = NH$ ,  $n = 0$  or  $1$ , in which case  $R^1 = H$ , the aromatic ring phenyl optionally substituted, A, B & E carbon, with D nitrogen and  $R^3$  amino.

15 21. The method of claim 1 wherein  $X = NH$ ,  $n = 0$  or  $1$ , in which case  $R^1 = H$ , the aromatic ring phenyl optionally substituted, A, B & E carbon, with D nitrogen and  $R^3$  lower mono or dialkylamino.

20 22. The method of claim 1 wherein  $X = NH$ ,  $n = 0$  or  $1$ , in which case  $R^1 = H$ , the aromatic ring phenyl optionally substituted, A, B & E carbon, with D nitrogen and  $R^3$  hydrazino.

23. The method of claim 1 wherein  $X = NH$ ,  $n = 0$  or  $1$ , in which case  $R^1 = H$ , the aromatic ring phenyl optionally substituted, A, B & E carbon, with D nitrogen and  $R^3$  lower alkyl.

25 24. The method of claim 1 wherein  $X = NH$ ,  $n = 0$  or  $1$ , in which case  $R^1 = H$ , the aromatic ring phenyl optionally substituted, A, B & D carbon, with E

-152-

nitrogen and R<sup>3</sup> or R<sup>4</sup> H, with the other one lower alkoxy.

25. The method of claim 1 wherein X = NH, n = 0 or 1, in which case R<sup>1</sup> = H, the aromatic ring phenyl optionally substituted, A, B & D carbon, with E nitrogen and R<sup>3</sup> or R<sup>4</sup> H, with the other one amino.

26. The method of claim 1 wherein X = NH, n = 0 or 1, in which case R<sup>1</sup> = H, the aromatic ring phenyl optionally substituted, A, B & D carbon, with E nitrogen and R<sup>3</sup> or R<sup>4</sup> H, with the other one lower mono or dialkylamino.

27. The method of claim 1 wherein X = NH, n = 0 or 1, in which case R<sup>1</sup> = H, the aromatic ring phenyl optionally substituted, A, B & D carbon, with E nitrogen and R<sup>3</sup> or R<sup>4</sup> H, with the other one hydrazino.

28. The method of claim 1 wherein X = NH, n = 0 or 1, in which case R<sup>1</sup> = H, the aromatic ring phenyl optionally substituted, A, B & D carbon, with E nitrogen and R<sup>3</sup> or R<sup>4</sup> H, with the other one lower alkyl.

29. The method of claim 1 wherein X = NH, n = 0 or 1, in which case R<sup>1</sup> = H, the aromatic ring phenyl optionally substituted, A, B & D carbon, with E nitrogen and R<sup>3</sup> and R<sup>4</sup> lower alkoxy.

30. The method of claim 1 wherein X = NH, n = 0 or 1, in which case R<sup>1</sup> = H, the aromatic ring phenyl optionally substituted, A, B & D carbon, with E nitrogen and R<sup>3</sup> and R<sup>4</sup> lower alkyl.

-153-

31. The method of claim 1 wherein  $X = NH$ ,  $n = 0$  or  $1$ , in which case  $R^1 = H$ , the aromatic ring phenyl optionally substituted, A, B & D carbon, with E nitrogen, and  $R^3$  or  $R^4$  amino, with the other one lower alkoxy.

32. The method of claim 1 wherein  $X = NH$ ,  $n = 0$  or  $1$ , in which case  $R^1 = H$ , the aromatic ring phenyl optionally substituted, A, B & D carbon, with E nitrogen, and  $R^3$  or  $R^4$  lower mono or dialkylamino, with the other one lower alkoxy.

33. The method of claim 1 wherein  $X = NH$ ,  $n = 0$  or  $1$ , in which case  $R^1 = H$ , the aromatic ring phenyl optionally substituted, A, B & D carbon, with E nitrogen and  $R^4$  lower mono or dialkylamino, with  $R^3$  hydroxy.

34. The method of claim 1 wherein  $X = NH$ ,  $n = 0$  or  $1$ , in which case  $R^1 = H$ , the aromatic ring phenyl optionally substituted, A, B & D carbon, with E nitrogen, and  $R^3$  and  $R^4$  taken together are dioxymethylene, dioxyethylene, 2,3-fused piperazine, 2,3-fused morpholine or 2,3-fused thiomorpholine.

35. The method of claim 1 wherein  $X = NH$ ,  $n = 0$ , the aromatic ring phenyl optionally substituted, A & D carbon, with B and E nitrogen and  $R^4$  lower alkoxy.

36. The method of claim 1 wherein  $X = NH$ ,  $n = 0$ , the aromatic ring phenyl optionally substituted, A & D carbon, with B and E nitrogen and  $R^4$  lower mono or dialkylamino.

-154-

37. The method of claim 1 wherein X = NH, n = 0, the aromatic ring phenyl optionally substituted, A & D carbon, with B and E nitrogen and R<sup>4</sup> amino.

5 38. The method of claim 1 wherein X = NH, n = 0, the aromatic ring phenyl optionally substituted, A & D carbon, with B and E nitrogen and R<sup>4</sup> hydrazino.

10 39. The method of claim 1 wherein X = NH, n = 0, the aromatic ring phenyl optionally substituted, B & D carbon, with A and E nitrogen and R<sup>3</sup> and R<sup>4</sup> lower alkoxy.

40. The method of claim 1 wherein X = NH, n = 0, the aromatic ring phenyl optionally substituted, B & D carbon, with A and E nitrogen and R<sup>3</sup> and R<sup>4</sup> lower mono or dialkylamino.

15 41. The method of claim 1 wherein X = NH, n = 0, the aromatic ring phenyl optionally substituted, B & D carbon, with A and E nitrogen and R<sup>3</sup> or R<sup>4</sup> lower alkoxy, with the other lower mono or dialkylamino.

20 42. The method of claim 1 wherein X = NH, n = 0, the aromatic ring phenyl optionally substituted, B & D carbon, with A and E nitrogen and R<sup>3</sup> and R<sup>4</sup> taken together are ethylenedioxy, 2,3-fused piperazine, 2,3-fused morpholine or 2,3-fused thiomorpholine.

25 43. The method of claim 1 wherein X = NH, n = 0 or 1, in which case R<sup>1</sup> = H, the aromatic ring phenyl optionally substituted, and either A and B taken together are a sulfur atom, with D & E carbon,

-155-

or A & B are carbon with D and E taken together as a sulfur atom, with  $R^4$  or  $R^3$  H, lower alkyl, lower alkoxy, amino, or lower mono or dialkylamino.

5 44. The method of claim 1 wherein  $X = NH$ ,  $n = 0$  or 1, in which case  $R^1 = H$ , the aromatic ring phenyl optionally substituted, and either A and B taken together are an oxygen atom, with D & E carbon, or A & B are carbon with D and E taken together as an oxygen atom, with  $R^4$  or  $R^3$  H, lower alkyl, lower alkoxy, amino, or lower mono or dialkylamino.  
10

45. The method of claim 1 wherein  $X = NH$ ,  $n = 0$  or 1, in which case  $R^1 = H$ , the aromatic ring phenyl optionally substituted, and either A and B taken together are a nitrogen atom, with D & E carbon, or A & B are carbon with D and E taken together as a nitrogen atom, with  $R^4$  or  $R^3$  H, lower alkyl, lower alkoxy, amino, or lower mono or dialkylamino.  
15

46. The method of claim 1 wherein  $X = NH$ ,  $n = 0$  or 1, in which case  $R^1 = H$ , the aromatic ring phenyl optionally substituted, and either A and B taken together are a sulfur atom with D carbon and E nitrogen, or D and E taken together are a sulfur atom, and A is nitrogen and B is carbon, with  $R^{3/4}$  H, lower alkyl, lower alkoxy, amino, or lower mono or dialkylamino.  
20  
25

47. The method of claim 1 wherein  $X = NH$ ,  $n = 0$  or 1, in which case  $R^1 = H$ , the aromatic ring phenyl optionally substituted, and either A and B taken together are an oxygen atom with D carbon and E nitrogen, or D and E taken together are an oxygen  
30

-156-

atom, and A is nitrogen and B is carbon, with  $R^{3/4}$  H, lower alkyl, lower alkoxy, amino, or lower mono or dialkylamino.

5           48. The method of claim 1 wherein  $X = NH$ ,  $n = 0$  or 1, in which case  $R^1 = H$ , the aromatic ring phenyl optionally substituted, A and B taken together are a nitrogen atom, and D is carbon and E is nitrogen, with  $R^{3/6}$  H, or lower alkyl, and  $R^4$  H, lower alkyl, lower alkoxy, amino, or lower mono or  
10 dialkylamino.

          49. The method of claim 1 wherein  $X = NH$ ,  $n = 0$  or 1, in which case  $R^1 = H$ , the aromatic ring phenyl optionally substituted, and either A and B taken together are an oxygen atom with D nitrogen and  
15 E carbon, or A and B taken together are a carbon atom with D nitrogen and E oxygen, with  $R^{3/6}$  H, lower alkyl, lower alkoxy, amino, or lower mono or dialkylamino.

          50. The method of claim 1 wherein  $X = NH$ ,  $n = 0$  or 1, in which case  $R^1 = H$ , the aromatic ring phenyl optionally substituted, and either A and B taken together are a sulfur atom with D nitrogen and E  
20 carbon, or A and B taken together are a carbon atom with D nitrogen and E sulfur, with  $R^{3/6}$  H, lower  
25 alkyl, lower alkoxy, amino, or lower mono or dialkylamino.

          51. The method of claim 1 wherein  $X = NH$ ,  $n = 0$  or 1, in which case  $R^1 = H$ , the aromatic ring phenyl optionally substituted, and either A and B  
30 taken together are a nitrogen atom with D nitrogen and

-157-

E carbon, or A and B taken together are a carbon atom with D and E nitrogen atoms, with  $R^{3/6}$  H or lower alkyl if on nitrogen, or H, lower alkyl, lower alkoxy, amino, or lower mono or dialkylamino if on carbon.

52. The method of claim 1 wherein  $R^1$ ,  $R^2$ ,  $R^3$  or  $R^4$  contain chiral centers, or in the case of  $R^1$  create chiral centers on the linking atoms, then all stereoisomers thereof both separately and as racemic and/or diastereoisomeric mixtures are included therein.

53. The method of claim 1 wherein  $X=NH$ ,  $n=0$  or 1, the aromatic ring phenyl optionally substituted, A, D & E carbon, with B nitrogen and  $R^4$  lower alkoxy.

54. The method of claim 1 wherein  $X=NH$ ,  $n=0$  or 1, the aromatic ring phenyl optionally substituted, A, D & E carbon, with B nitrogen and  $R^4$  amino or lower acylamino.

55. The method of claim 1 wherein  $X=NH$ ,  $n=0$  or 1, the aromatic ring phenyl optionally substituted, A, D & E carbon, with B nitrogen and  $R^4$  lower mono or dialkylamino.

56. The method of claim 1 wherein  $X=NH$ ,  $n=0$  or 1, the aromatic ring phenyl optionally substituted, A, D & E carbon, with B nitrogen and  $R^4$  hydrazino.

57. The method of claim 1 wherein  $X=NH$ ,  $n=0$  or 1, the aromatic ring phenyl optionally substituted, A, D & E carbon, with B nitrogen and  $R^4$  lower alkyl.

-158-

58. The method of claim 1 wherein X=NH, n=0 or 1, the aromatic ring phenyl optionally substituted, A, B & E carbon, with D nitrogen and R<sup>3</sup> lower alkoxy.

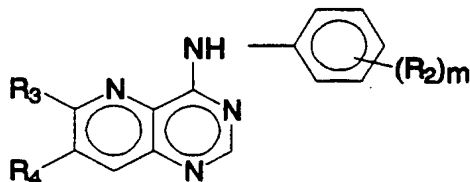
5 59. The method of claim 1 wherein X=NH, n=0 or 1, the aromatic ring phenyl optionally substituted, A, B & E carbon, with D nitrogen and R<sup>3</sup> amino.

60. The method of claim 1 wherein X=NH, n=0 or 1, the aromatic ring phenyl optionally substituted, A, B & E carbon, with D nitrogen and R<sup>3</sup> lower mono or  
10 dialkylamino.

61. The method of claim 1 wherein X=NH, n=0 or 1, the aromatic ring phenyl optionally substituted, A, B & E carbon, with D nitrogen and R<sup>3</sup> hydrazino.

62. The method of claim 1 wherein X=NH, n=0  
15 or 1, the aromatic ring phenyl optionally substituted, A, B & E carbon, with D nitrogen and R<sup>3</sup> lower alkyl.

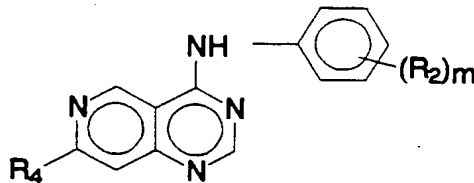
63. The method of claim 1 having the ring structure below:



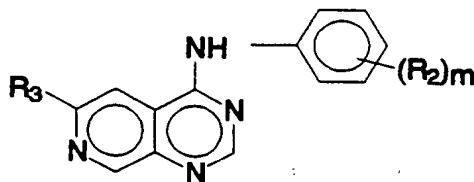
64. The method of claim 1 having the ring  
20 structure below:



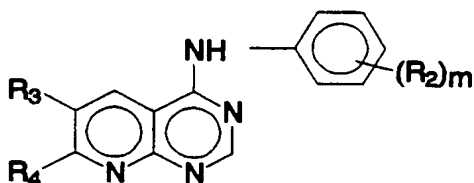
-159-



65. The method of claim 1 having the ring structure below:



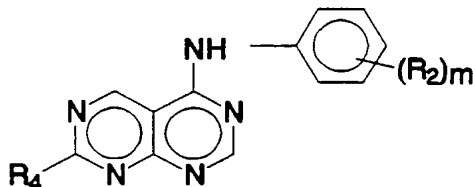
66. The method of claim 1 having the ring structure below:



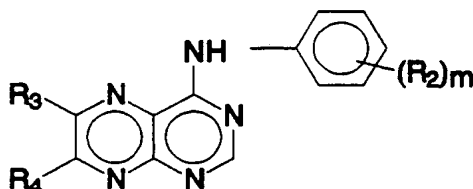
5

67. The method of claim 1 having the ring structure below:

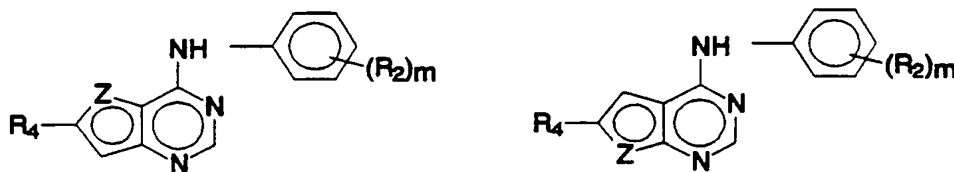
-160-



68. The method of claim 1 having the ring structure below:



69. The method of claim 1 having either of the ring structures below:



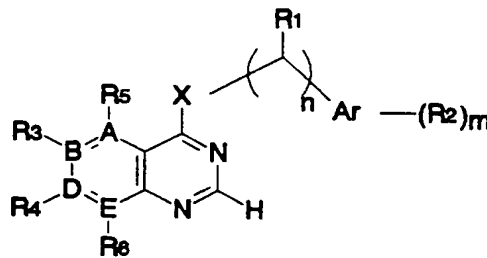
Where Z = nitrogen, oxygen or sulfur

5                   70. The method of claim 1 wherein the com-  
 10                   pound is selected from the group consisting of 6-Ami-  
                      no-4-(3-bromoanilino)pyrido[3,2-d]pyrimidine; 4-(3-  
                      Bromoanilino)-6-methylaminopyrido[3,2-d]pyrimi-  
                      dine; 4-(3-Bromoanilino)-6-dimethylaminopyrido[3,2-d]pyrimi-  
                      dine; 7-Amino-4-(3-nitroanilino)pyrido[4,3-d]pyrimi-  
                      dine; 7-Amino-4-(3-bromoanilino)pyrido[4,3-d]pyrimi-  
                      dine; 7-Amino-4-(4-bromoanilino)pyrido[4,3-d]pyrimi-

-161-

dine; 7-Amino-4-(3-trifluoromethylanilino)pyrido[4,3-d]pyrimidine; 7-Acetylamino-4-(3-bromoanilino)pyrido[4,3-d]pyrimidine; 4-Benzylaminopyrido[4,3-d]pyrimidine; 7-Acetamido-4-benzylaminopyrido[4,3-d]pyrimidine; 4-(3-Bromoanilino)-6-chloropyrido[3,4-d]pyrimidine; 4-(3-Bromoanilino)-6-methoxypyrido[3,4-d]pyrimidine; 4-(3-Bromoanilino)-6-methylaminopyrido[3,4-d]pyrimidine; 4-(3-Bromoanilino)-6-dimethylaminopyrido[3,4-d]pyrimidine; 4-(3-Bromoanilino)thieno[3,2-d]pyrimidine; 4-Benzylaminothieno[3,2-d]pyrimidine; 4-(3-Bromoanilino)thieno[2,3-d]pyrimidine; and N<sup>6</sup>-(3-Bromophenyl)adenine.

71. A compound of Formula I:



Formula I

15 where:

at least one, and as many as three of A-E are nitrogen, with the remaining atom(s) carbon;

20 X = O, S, NH or NR<sup>7</sup>, such that R<sup>7</sup> = lower alkyl (1-4 carbon atoms), OH, NH<sub>2</sub>, lower alkoxy (1-4 carbon atoms) or lower monoalkylamino (1-4 carbon atoms);

n = 0, 1, 2;

25 R<sup>1</sup> = H or lower alkyl (1-4 carbon atoms); if n = 2, R<sup>1</sup> can be independently H or lower alkyl (1-4 carbon atoms) on either linking carbon atom;

-162-

R<sup>2</sup> is lower alkyl (1-4 carbon atoms), cycloalkyl (3-8 carbon atoms), lower alkoxy (1-4 carbon atoms), cycloalkoxy (3-8 carbon atoms), nitro, halo (fluoro, chloro, bromo, iodo), lower

5 perfluoroalkyl (1-4 carbon atoms), hydroxy, lower acyloxy (1-4 carbon atoms; -O-C(O)R), amino, lower mono or dialkylamino (1-4 carbon atoms), lower mono or dicycloalkylamino (3-8 carbon atoms), hydroxymethyl, lower acyl (1-4 carbon atoms; -C(O)R), cyano, lower

10 thioalkyl (1-4 carbon atoms), lower sulfinylalkyl (1-4 carbon atoms), lower sulfonylalkyl (1-4 carbon atoms), thiocycloalkyl (3-8 carbon atoms), sulfinylcycloalkyl (3-8 carbon atoms), sulfonylcycloalkyl (3-8 carbon atoms), sulfonamido, lower mono or dialkylsulfonamido

15 (1-4 carbon atoms), mono or dicycloalkylsulfonamido (3-8 carbon atoms), mercapto, carboxy, carboxamido (-C(O)-NH<sub>2</sub>), lower mono or dialkylcarboxamido (1-4 carbon atoms), mono or dicycloalkylcarboxamido (3-8 carbon atoms), lower alkoxycarbonyl (1-4 carbon

20 atoms), cycloalkoxycarbonyl (3-8 carbon atoms), lower alkenyl (2-4 carbon atoms), cycloalkenyl (4-8 carbon atoms), lower alkynyl (2-4 carbon atoms), or two R<sup>2</sup> taken together on contiguous carbon atoms can form a carbocyclic ring of 5-7 members or a monounsaturated

25 1,3-dioxolanyl, 1,4-dioxanyl, 1,4-dioxepinyl, pyranyl, furanyl, pyrrolidyl, piperidinyl, thiolanyl, oxazolanyl, thiazolanyl, diazolanyl, piperazinyl, morpholino or thiomorpholino ring; and

30 m = 0-3, wherein Ar is phenyl, thienyl, furanyl, pyrrolyl, pyridyl, pyrimidyl, imidazolyl, pyrazinyl, oxazolyl, thiazolyl, naphthyl, benzothienyl, benzofuranyl, indolyl, quinolinyl, isoquinolinyl and quinazolinyl;

-163-

R<sup>3</sup>, R<sup>4</sup>, R<sup>5</sup> and R<sup>6</sup> are independently, not present, H, lower alkyl (1-4 carbon atoms), cycloalkyl (3-8 carbon atoms), lower alkoxy (1-4 carbon atoms), cycloalkoxy (3-8 carbon atoms), hydroxy, lower acyloxy (1-4 carbon atoms), amino, lower mono or dialkylamino (1-4 carbon atoms), lower mono or dicycloalkylamino (3-8 carbon atoms), lower alkyl (1-4 carbon atoms) or cycloalkyl (3-8 carbon atoms), carbonato (-OC(O)OR) where the R is lower alkyl of 1 to 4 carbon atoms or cycloalkyl of 3-8 carbon atoms;

or ureido or thioureido or N- or O- linked urethane any one of which is optionally substituted by mono or di-lower alkyl (1-4 carbon atoms) or cycloalkyl (3-8 carbon atoms);

lower thioalkyl (1-4 carbon atoms), thiocycloalkyl (3-8 carbon atoms), mercapto, lower alkenyl (2-4 carbon atoms), hydrazino, N'-lower alkylhydrazino (1-4 carbon atoms), lower acylamino (1-4 carbon atoms), hydroxylamino, lower O-alkylhydroxylamino (1-4 carbon atoms);

or any two of R<sup>3</sup>-R<sup>6</sup> taken together on contiguous carbon atoms can form a carbocyclic ring of 5-7 members or a monounsaturated 1,3-dioxolanyl, 1,4-dioxanyl, 1,4-dioxepinyl, pyranyl, furanyl, pyrrolidyl, piperidinyl, thiolanyl, oxazolanyl, thiazolanyl, diazolanyl, piperazinyl, morpholino or thiomorpholino ring;

any lower alkyl group substituent on any of the substituents in R<sup>3</sup>-R<sup>6</sup> which contain such a moiety can be optionally substituted with one or more of hydroxy, amino, lower monoalkylamino, lower dialkylamino, N-pyrrolidyl, N-piperidinyl, N-pyridinium, N-morpholino, N-thiomorpholino or N-piperazino groups;

-164-

if one or more of A through E are N, then any of R<sup>3</sup>-R<sup>6</sup> on a neighboring C atom to one of the N atoms, cannot be either OH or SH;

5 if any of the substituents R<sup>1</sup>, R<sup>2</sup>, R<sup>3</sup>, R<sup>4</sup>, R<sup>5</sup> or R<sup>6</sup> contain chiral centers, or in the case of R<sup>1</sup> create chiral centers on the linking atoms, then all stereoisomers thereof both separately and as racemic and/or diastereoisomeric mixtures are included;

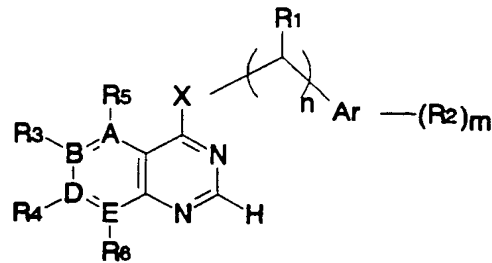
10 with the proviso that at least one of the R<sup>3</sup>-R<sup>6</sup> substituents must be other than hydrogen, halo, lower alkyl (1-4 carbon atoms), or lower alkoxy (1-4 carbon atoms);

or a pharmaceutical salt or hydrate thereof.

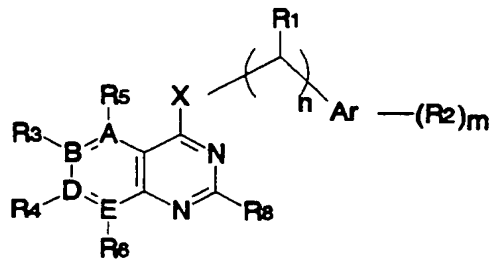
72. The compound of claim 71 wherein the  
15 compound is selected from the group consisting of 6-Amino-4-(3-bromoanilino)pyrido[3,2-d]pyrimidine; 4-(3-Bromoanilino)-6-methylaminopyrido[3,2-d]pyrimidine; 4-(3-Bromoanilino)-6-dimethylaminopyrido[3,2-d]pyrimidine; 7-Amino-4-(3-nitroanilino)pyrido[4,3-d]pyrimidine; 7-Amino-4-(3-bromoanilino)pyrido[4,3-d]pyrimidine; 7-Amino-4-(4-bromoanilino)pyrido[4,3-d]pyrimidine; 7-Amino-4-(3-trifluoromethylanilino)pyrido[4,3-d]pyrimidine; 7-Acetylamino-4-(3-bromoanilino)pyrido[4,3-d]pyrimidine; 7-Acetamido-4-benzylaminopyrido[4,3-d]pyrimidine; 4-(3-Bromoanilino)-6-methylamino-  
20 pyrido[3,4-d]pyrimidine; and 4-(3-Bromoanilino)-6-dimethylaminopyrido[3,4-d]pyrimidine.

73. A method of inhibiting Erb-B2 or Erb-B3  
30 or Erb-B4 receptor tyrosine kinase by treating, with an effective inhibiting amount, a mammal, in need thereof, a compound of Formula I or Formula II:

-165-



Formula I



Formula II

where:

at least one, and as many as three of A-E  
 5 are nitrogen, with the remaining atom(s) carbon, or  
 any two contiguous positions in A-E taken together can  
 be a single heteroatom, N, O or S, in which case one  
 of the two remaining atoms must be carbon, and the  
 other can be either carbon or nitrogen;

10 X = O, S, NH or NR<sup>7</sup>, such that R<sup>7</sup> = lower  
 alkyl (1-4 carbon atoms), OH, NH<sub>2</sub>, lower alkoxy (1-4  
 carbon atoms) or lower monoalkylamino (1-4 carbon  
 atoms);

n = 0, 1, 2;

15 R<sup>1</sup> = H or lower alkyl (1-4 carbon atoms); if  
 n = 2, R<sup>1</sup> can be independently H or lower alkyl (1-4  
 carbon atoms) on either linking carbon atom;

-166-

R<sup>2</sup> is lower alkyl (1-4 carbon atoms), cycloalkyl (3-8 carbon atoms), lower alkoxy (1-4 carbon atoms), cycloalkoxy (3-8 carbon atoms), nitro, halo (fluoro, chloro, bromo, iodo), lower

5 perfluoroalkyl (1-4 carbon atoms), hydroxy, lower acyloxy (1-4 carbon atoms; -O-C(O)R), amino, lower mono or dialkylamino (1-4 carbon atoms), lower mono or dicycloalkylamino (3-8 carbon atoms), hydroxymethyl, lower acyl (1-4 carbon atoms; -C(O)R), cyano, lower

10 thioalkyl (1-4 carbon atoms), lower sulfinylalkyl (1-4 carbon atoms), lower sulfonylalkyl (1-4 carbon atoms), thiocycloalkyl (3-8 carbon atoms), sulfinylcycloalkyl (3-8 carbon atoms), sulfonylcycloalkyl (3-8 carbon atoms), sulfonamido, lower mono or dialkylsulfonamido (1-4 carbon atoms), mono or dicycloalkylsulfonamido (3-8 carbon atoms), mercapto, carboxy, carboxamido (-C(O)-NH<sub>2</sub>), lower mono or dialkylcarboxamido (1-4 carbon atoms), mono or dicycloalkylcarboxamido (3-8 carbon atoms), lower alkoxycarbonyl (1-4 carbon

20 atoms), cycloalkoxycarbonyl (3-8 carbon atoms), lower alkenyl (2-4 carbon atoms), cycloalkenyl (4-8 carbon atoms), lower alkynyl (2-4 carbon atoms), or two R<sup>2</sup> taken together on contiguous carbon atoms can form a carbocyclic ring of 5-7 members or a monounsaturated

25 1,3-dioxolanyl, 1,4-dioxanyl, 1,4-dioxepinyl, pyranyl, furanyl, pyrrolidyl, piperidinyl, thiolanyl, oxazolanyl, thiazolanyl, diazolanyl, piperazinyl, morpholino or thiomorpholino ring; and

30 m = 0-3, wherein Ar is phenyl, thienyl, furanyl, pyrrolyl, pyridyl, pyrimidyl, imidazolyl, pyrazinyl, oxazolyl, thiazolyl, naphthyl, benzothienyl, benzofuranyl, indolyl, quinolinyl, isoquinolinyl and quinazolinyl;



-167-

R<sup>3</sup>, R<sup>4</sup>, R<sup>5</sup> and R<sup>6</sup> are independently, not present, H, lower alkyl (1-4 carbon atoms), cycloalkyl (3-8 carbon atoms), lower alkoxy (1-4 carbon atoms), cycloalkoxy (3-8 carbon atoms), hydroxy, lower acyloxy (1-4 carbon atoms), amino, lower mono or dialkylamino (1-4 carbon atoms), lower mono or dicycloalkylamino (3-8 carbon atoms), lower alkyl (1-4 carbon atoms) or cycloalkyl (3-8 carbon atoms), carbonate (-OC(O)OR) where the R is lower alkyl of 1 to 4 carbon atoms or cycloalkyl of 3-8 carbon atoms;

or ureido or thioureido or N- or O- linked urethane any one of which is optionally substituted by mono or di-lower alkyl (1-4 carbon atoms) or cycloalkyl (3-8 carbon atoms);

lower thioalkyl (1-4 carbon atoms), thiocycloalkyl (3-8 carbon atoms), mercapto, lower alkenyl (2-4 carbon atoms), hydrazino, N'-lower alkylhydrazino (1-4 carbon atoms), lower acylamino (1-4 carbon atoms), hydroxylamino, lower O-alkylhydroxylamino (1-4 carbon atoms);

or any two of R<sup>3</sup>-R<sup>6</sup> taken together on contiguous carbon atoms can form a carbocyclic ring of 5-7 members or a monounsaturated 1,3-dioxolanyl, 1,4-dioxanyl, 1,4-dioxepinyl, pyranyl, furanyl, pyrrolidyl, piperidinyl, thiolanyl, oxazolanyl, thiazolanyl, diazolanyl, piperazinyl, morpholino or thiomorpholino ring;

any lower alkyl group substituent on any of the substituents in R<sup>3</sup>-R<sup>6</sup> which contain such a moiety can be optionally substituted with one or more of hydroxy, amino, lower monoalkylamino, lower dialkylamino, N-pyrrolidyl, N-piperidinyl, N-pyridinium, N-morpholino, N-thiomorpholino or N-piperazino groups;

-168-

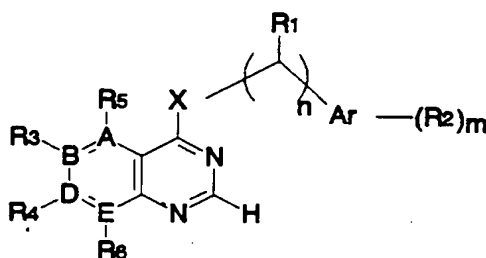
if one or more of A through E are N, then any of R<sup>3</sup>-R<sup>6</sup> on a neighboring C atom to one of the N atoms, cannot be either OH or SH; and

5 if any of the substituents R<sup>1</sup>, R<sup>2</sup>, R<sup>3</sup>, R<sup>4</sup>, R<sup>5</sup> or R<sup>6</sup> contain chiral centers, or in the case of R<sup>1</sup> create chiral centers on the linking atoms, then all stereoisomers thereof both separately and as racemic and/or diastereoisomeric mixtures are included;

10 R<sup>8</sup> is lower alkyl of from 1 to 4 carbon atoms, amino or mono or diloweralkyl (1-4 carbon atoms) amino;

or a pharmaceutical salt or hydrate thereof.

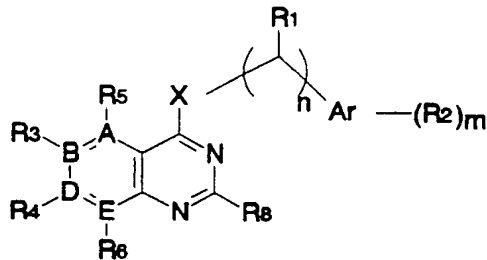
74. A pharmaceutical composition adapted for administration as an inhibitor of the epidermal growth factor receptor family of tyrosine kinases, comprising a therapeutically effective amount of a compound of Formula I or Formual II in admixture with a pharmaceutically acceptable excipient, diluent or carrier:



20

Formula I

-169-



Formula II

where:

at least one, and as many as three of A-E  
 are nitrogen, with the remaining atom(s) carbon, or  
 5 any two contiguous positions in A-E taken together can  
 be a single heteroatom, N, O or S, in which case one  
 of the two remaining atoms must be carbon, and the  
 other can be either carbon or nitrogen;

X = O, S, NH or NR<sup>7</sup>, such that R<sup>7</sup> = lower  
 10 alkyl (1-4 carbon atoms), OH, NH<sub>2</sub>, lower alkoxy (1-4  
 carbon atoms) or lower monoalkylamino (1-4 carbon  
 atoms);

n = 0, 1, 2;

R<sup>1</sup> = H or lower alkyl (1-4 carbon atoms); if  
 15 n = 2, R<sup>1</sup> can be independently H or lower alkyl (1-4  
 carbon atoms) on either linking carbon atom;

R<sup>2</sup> is lower alkyl (1-4 carbon atoms),  
 cycloalkyl (3-8 carbon atoms), lower alkoxy (1-4  
 carbon atoms), cycloalkoxy (3-8 carbon atoms), nitro,  
 20 halo (fluoro, chloro, bromo, iodo), lower  
 perfluoroalkyl (1-4 carbon atoms), hydroxy, lower  
 acyloxy (1-4 carbon atoms; -O-C(O)R), amino, lower  
 mono or dialkylamino (1-4 carbon atoms), lower mono or  
 dicycloalkylamino (3-8 carbon atoms), hydroxymethyl,  
 25 lower acyl (1-4 carbon atoms; -C(O)R), cyano, lower  
 thioalkyl (1-4 carbon atoms), lower sulfinylalkyl (1-4

-170-

carbon atoms), lower sulfonylalkyl (1-4 carbon atoms), thiocycloalkyl (3-8 carbon atoms), sulfinylcycloalkyl (3-8 carbon atoms), sulfonylcycloalkyl (3-8 carbon atoms), sulfonamido, lower mono or dialkylsulfonamido (1-4 carbon atoms), mono or dicycloalkylsulfonamido (3-8 carbon atoms), mercapto, carboxy, carboxamido (-C(O)-NH<sub>2</sub>), lower mono or dialkylcarboxamido (1-4 carbon atoms), mono or dicycloalkylcarboxamido (3-8 carbon atoms), lower alkoxy carbonyl (1-4 carbon atoms), cycloalkoxy carbonyl (3-8 carbon atoms), lower alkenyl (2-4 carbon atoms), cycloalkenyl (4-8 carbon atoms), lower alkynyl (2-4 carbon atoms), or two R<sup>2</sup> taken together on contiguous carbon atoms can form a carbocyclic ring of 5-7 members or a monounsaturated 1,3-dioxolanyl, 1,4-dioxanyl, 1,4-dioxepinyl, pyranyl, furanyl, pyrrolidyl, piperidinyl, thiolanyl, oxazolanyl, thiazolanyl, diazolanyl, piperazinyl, morpholino or thiomorpholino ring; and

m = 0-3, wherein Ar is phenyl, thienyl, furanyl, pyrrolyl, pyridyl, pyrimidyl, imidazolyl, pyrazinyl, oxazolyl, thiazolyl, naphthyl, benzothienyl, benzofuranyl, indolyl, quinolinyl, isoquinolinyl and quinazolinyl;

R<sup>3</sup>, R<sup>4</sup>, R<sup>5</sup> and R<sup>6</sup> are independently, not present, H, lower alkyl (1-4 carbon atoms), cycloalkyl (3-8 carbon atoms), lower alkoxy (1-4 carbon atoms), cycloalkoxy (3-8 carbon atoms), hydroxy, lower acyloxy (1-4 carbon atoms), amino, lower mono or dialkylamino (1-4 carbon atoms), lower mono or dicycloalkylamino (3-8 carbon atoms), lower alkyl (1-4 carbon atoms) or cycloalkyl (3-8 carbon atoms), carbonato (-OC(O)OR) where the R is lower alkyl of 1 to 4 carbon atoms or cycloalkyl of 3-8 carbon atoms;

-171-

or ureido or thioureido or N- or O- linked urethane any one of which is optionally substituted by mono or di-lower alkyl (1-4 carbon atoms) or cycloalkyl (3-8 carbon atoms);

5 lower thioalkyl (1-4 carbon atoms), thiocycloalkyl (3-8 carbon atoms), mercapto, lower alkenyl (2-4 carbon atoms), hydrazino, N'-lower alkylhydrazino (1-4 carbon atoms), lower acylamino (1-4 carbon atoms), hydroxylamino, lower O-  
10 alkylhydroxylamino (1-4 carbon atoms);

or any two of R<sup>3</sup>-R<sup>6</sup> taken together on contiguous carbon atoms can form a carbocyclic ring of 5-7 members or a monounsaturated 1,3-dioxolanyl, 1,4-dioxanyl, 1,4-dioxepinyl, pyranyl, furanyl,  
15 pyrrolidyl, piperidinyl, thiolanyl, oxazolanyl, thiazolanyl, diazolanyl, piperazinyl, morpholino or thiomorpholino ring;

any lower alkyl group substituent on any of the substituents in R<sup>3</sup>-R<sup>6</sup> which contain such a moiety  
20 can be optionally substituted with one or more of hydroxy, amino, lower monoalkylamino, lower dialkylamino, N-pyrrolidyl, N-piperidinyl, N-pyridinium, N-morpholino, N-thiomorpholino or N-piperazino groups;

25 if one or more of A through E are N, then any of R<sup>3</sup>-R<sup>6</sup> on a neighboring C atom to one of the N atoms, cannot be either OH or SH; and

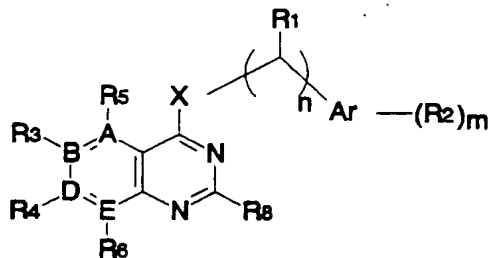
if any of the substituents R<sup>1</sup>, R<sup>2</sup>, R<sup>3</sup>, R<sup>4</sup>, R<sup>5</sup> or R<sup>6</sup> contain chiral centers, or in the case of R<sup>1</sup>  
30 create chiral centers on the linking atoms, then all stereoisomers thereof both separately and as racemic and/or diastereoisomeric mixtures are included;

R<sup>8</sup> is lower alkyl of from 1 to 4 carbon atoms, amino or mono or diloweralkyl (1-4 carbon  
35 atoms) amino;

or a pharmaceutical salt or hydrate thereof.

-172-

75. A method of inhibiting epidermal growth factor receptor tyrosine kinase by treating, with an effective inhibiting amount, a mammal, in need thereof, a compound of Formula II:



5

Formula II

where:

at least one, and as many as three of A-E are nitrogen, with the remaining atom(s) carbon, or any two contiguous positions in A-E taken together can be a single heteroatom, N, O or S, in which case one of the two remaining atoms must be carbon, and the other can be either carbon or nitrogen;

X = O, S, NH or NR<sup>7</sup>, such that R<sup>7</sup> = lower alkyl (1-4 carbon atoms), OH, NH<sub>2</sub>, lower alkoxy (1-4 carbon atoms) or lower monoalkylamino (1-4 carbon atoms);

n = 0, 1, 2;

R<sup>1</sup> = H or lower alkyl (1-4 carbon atoms); if n = 2, R<sup>1</sup> can be independently H or lower alkyl (1-4 carbon atoms) on either linking carbon atom;

R<sup>2</sup> is lower alkyl (1-4 carbon atoms), cycloalkyl (3-8 carbon atoms), lower alkoxy (1-4 carbon atoms), cycloalkoxy (3-8 carbon atoms), nitro, halo (fluoro, chloro, bromo, iodo), lower perfluoroalkyl (1-4 carbon atoms), hydroxy, lower acyloxy (1-4 carbon atoms; -O-C(O)R), amino, lower

-173-

mono or dialkylamino (1-4 carbon atoms), lower mono or dicycloalkylamino (3-8 carbon atoms), hydroxymethyl, lower acyl (1-4 carbon atoms; -C(O)R), cyano, lower thioalkyl (1-4 carbon atoms), lower sulfinylalkyl (1-4 carbon atoms), lower sulfonylalkyl (1-4 carbon atoms), lower thiocycloalkyl (3-8 carbon atoms), sulfinylcycloalkyl (3-8 carbon atoms), sulfonylcycloalkyl (3-8 carbon atoms), sulfonamido, lower mono or dialkylsulfonamido (1-4 carbon atoms), mono or dicycloalkylsulfonamido (3-8 carbon atoms), mercapto, carboxy, carboxamido (-C(O)-NH<sub>2</sub>), lower mono or dialkylcarboxamido (1-4 carbon atoms), mono or dicycloalkylcarboxamido (3-8 carbon atoms), lower alkoxycarbonyl (1-4 carbon atoms), cycloalkoxycarbonyl (3-8 carbon atoms), lower alkenyl (2-4 carbon atoms), cycloalkenyl (4-8 carbon atoms), lower alkynyl (2-4 carbon atoms), or two R<sup>2</sup> taken together on contiguous carbon atoms can form a carbocyclic ring of 5-7 members or a monounsaturated 1,3-dioxolanyl, 1,4-dioxanyl, 1,4-dioxepinyl, pyranyl, furanyl, pyrrolidyl, piperidinyl, thiolanyl, oxazolanyl, thiazolanyl, diazolanyl, piperazinyl, morpholino or thiomorpholino ring; and

m = 0-3, wherein Ar is phenyl, thienyl, furanyl, pyrrolyl, pyridyl, pyrimidyl, imidazolyl, pyrazinyl, oxazolyl, thiazolyl, naphthyl, benzothienyl, benzofuranyl, indolyl, quinolinyl, isoquinolinyl and quinazolinyl;

R<sup>3</sup>, R<sup>4</sup>, R<sup>5</sup> and R<sup>6</sup> are independently, not present, H, lower alkyl (1-4 carbon atoms), cycloalkyl (3-8 carbon atoms), lower alkoxy (1-4 carbon atoms), cycloalkoxy (3-8 carbon atoms), hydroxy, lower acyloxy (1-4 carbon atoms), amino, lower mono or dialkylamino (1-4 carbon atoms), lower mono or dicycloalkylamino (3-8 carbon atoms), lower alkyl (1-4 carbon atoms) or

-174-

cycloalkyl (3-8 carbon atoms), carbonato (-OC(O)OR) where the R is lower alkyl of 1 to 4 carbon atoms or cycloalkyl of 3-8 carbon atoms;;

5 or ureido or thioureido or N- or O- linked urethane any one of which is optionally substituted by mono or di-lower alkyl (1-4 carbon atoms) or cycloalkyl (3-8 carbon atoms);

10 lower thioalkyl (1-4 carbon atoms), thiocycloalkyl (3-8 carbon atoms), mercapto, lower alkenyl (2-4 carbon atoms), hydrazino, N'-lower alkylhydrazino (1-4 carbon atoms), lower acylamino (1-4 carbon atoms), hydroxylamino, lower O-alkylhydroxylamino (1-4 carbon atoms);

15 or any two of R<sup>3</sup>-R<sup>6</sup> taken together on contiguous carbon atoms can form a carbocyclic ring of 5-7 members or a monounsaturated 1,3-dioxolanyl, 1,4-dioxanyl, 1,4-dioxepinyl, pyranyl, furanyl, pyrrolidyl, piperidinyl, thiolanyl, oxazolanyl, thiazolanyl, diazolanyl, piperazinyl, morpholino or  
20 thiomorpholino ring;

any lower alkyl group substituent on any of the substituents in R<sup>3</sup>-R<sup>6</sup> which contain such a moiety can be optionally substituted with one or more of hydroxy, amino, lower monoalkylamino, lower  
25 dialkylamino, N-pyrrolidyl, N-piperidinyl, N-pyridinium, N-morpholino, N-thiomorpholino or N-piperazino groups;

30 if one or more of A through E are N, then any of R<sup>3</sup>-R<sup>6</sup> on a neighboring C atom to one of the N atoms, cannot be either OH or SH;

35 if any of the substituents R<sup>1</sup>, R<sup>2</sup>, R<sup>3</sup>, R<sup>4</sup>, R<sup>5</sup> or R<sup>6</sup> contain chiral centers, or in the case of R<sup>1</sup> create chiral centers on the linking atoms, then all stereoisomers thereof both separately and as racemic and/or diastereoisomeric mixtures are included; and



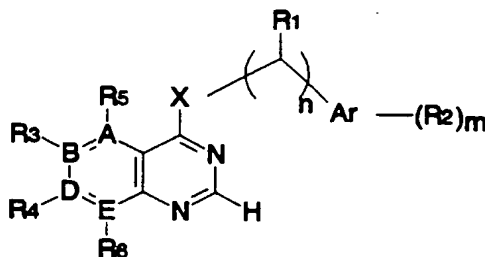
-175-

$R^8$  is lower alkyl of from 1 to 4 carbon atoms, amino or mono or diloweralkyl (1-4 carbon atoms) amino;

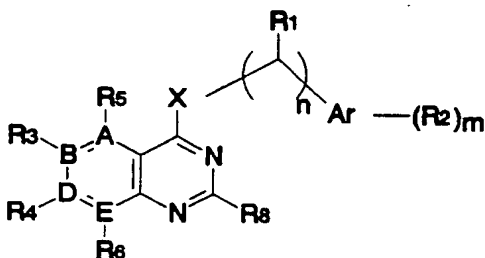
or a pharmaceutical salt or hydrate thereof.

5

76. A method of treating cancer by treating, with an effective cancer inhibiting amount, a mammal, in need thereof, a compound of Formula I or Formula II:



Formula I



Formula II

10

where:

at least one, and as many as three of A-E are nitrogen, with the remaining atom(s) carbon, or any two contiguous positions in A-E taken together can be a single heteroatom, N, O or S, in which case one

15

-176-

of the two remaining atoms must be carbon, and the other can be either carbon or nitrogen;

X = O, S, NH or NR<sup>7</sup>, such that R<sup>7</sup> = lower alkyl (1-4 carbon atoms), OH, NH<sub>2</sub>, lower alkoxy (1-4 carbon atoms) or lower monoalkylamino (1-4 carbon atoms);

n = 0, 1, 2;

R<sup>1</sup> = H or lower alkyl (1-4 carbon atoms); if n = 2, R<sup>1</sup> can be independently H or lower alkyl (1-4 carbon atoms) on either linking carbon atom;

R<sup>2</sup> is lower alkyl (1-4 carbon atoms), cycloalkyl (3-8 carbon atoms), lower alkoxy (1-4 carbon atoms), cycloalkoxy (3-8 carbon atoms), nitro, halo (fluoro, chloro, bromo, iodo), lower perfluoroalkyl (1-4 carbon atoms), hydroxy, lower acyloxy (1-4 carbon atoms; -O-C(O)R), amino, lower mono or dialkylamino (1-4 carbon atoms), lower mono or dicycloalkylamino (3-8 carbon atoms), hydroxymethyl, lower acyl (1-4 carbon atoms; -C(O)R), cyano, lower thioalkyl (1-4 carbon atoms), lower sulfinylalkyl (1-4 carbon atoms), lower sulfonylalkyl (1-4 carbon atoms), thiocycloalkyl (3-8 carbon atoms), sulfinylcycloalkyl (3-8 carbon atoms), sulfonylcycloalkyl (3-8 carbon atoms), sulfonamido, lower mono or dialkylsulfonamido (1-4 carbon atoms), mono or dicycloalkylsulfonamido (3-8 carbon atoms), mercapto, carboxy, carboxamido (-C(O)-NH<sub>2</sub>), lower mono or dialkylcarboxamido (1-4 carbon atoms), mono or dicycloalkylcarboxamido (3-8 carbon atoms), lower alkoxy-carbonyl (1-4 carbon atoms), cycloalkoxy-carbonyl (3-8 carbon atoms), lower alkenyl (2-4 carbon atoms), cycloalkenyl (4-8 carbon atoms), lower alkynyl (2-4 carbon atoms), or two R<sup>2</sup> taken together on contiguous carbon atoms can form a carbocyclic ring of 5-7 members or a monounsaturated

-177-

1,3-dioxolanyl, 1,4-dioxanyl, 1,4-dioxepinyl, pyranyl, furanyl, pyrrolidyl, piperidinyl, thiolanyl, oxazolanyl, thiazolanyl, diazolanyl, piperazinyl, morpholino or thiomorpholino ring; and

5                   m = 0-3, wherein Ar is phenyl, thienyl, furanyl, pyrrolyl, pyridyl, pyrimidyl, imidazolyl, pyrazinyl, oxazolyl, thiazolyl, naphthyl, benzothienyl, benzofuranyl, indolyl, quinolinyl, isoquinolinyl and quinazolinyl;

10                   R<sup>3</sup>, R<sup>4</sup>, R<sup>5</sup> and R<sup>6</sup> are independently, not present, H, lower alkyl (1-4 carbon atoms), cycloalkyl (3-8 carbon atoms), lower alkoxy (1-4 carbon atoms), cycloalkoxy (3-8 carbon atoms), hydroxy, lower acyloxy (1-4 carbon atoms), amino, lower mono or dialkylamino (1-4 carbon atoms), lower mono or dicycloalkylamino (3-8 carbon atoms), lower alkyl (1-4 carbon atoms) or cycloalkyl (3-8 carbon atoms), carbonato (-OC(O)OR) where the R is lower alkyl of 1 to 4 carbon atoms or cycloalkyl of 3-8 carbon atoms;

20                   or ureido or thioureido or N- or O- linked urethane any one of which is optionally substituted by mono or di-lower alkyl (1-4 carbon atoms) or cycloalkyl (3-8 carbon atoms);

25                   lower thioalkyl (1-4 carbon atoms), thiocycloalkyl (3-8 carbon atoms), mercapto, lower alkenyl (2-4 carbon atoms), hydrazino, N'-lower alkylhydrazino (1-4 carbon atoms), lower acylamino (1-4 carbon atoms), hydroxylamino, lower O-alkylhydroxylamino (1-4 carbon atoms);

30                   or any two of R<sup>3</sup>-R<sup>6</sup> taken together on contiguous carbon atoms can form a carbocyclic ring of 5-7 members or a monounsaturated 1,3-dioxolanyl, 1,4-dioxanyl, 1,4-dioxepinyl, pyranyl, furanyl, pyrrolidyl, piperidinyl, thiolanyl, oxazolanyl,

-178-

thiazolanyl, diazolanyl, piperazinyl, morpholino or thiomorpholino ring;

any lower alkyl group substituent on any of the substituents in R<sup>3</sup>-R<sup>6</sup> which contain such a moiety can be optionally substituted with one or more of hydroxy, amino, lower monoalkylamino, lower dialkylamino, N-pyrrolidyl, N-piperidinyl, N-pyridinium, N-morpholino, N-thiomorpholino or N-piperazino groups;

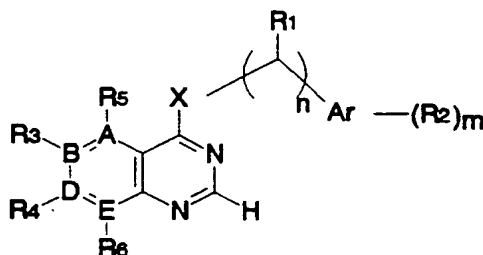
if one or more of A through E are N, then any of R<sup>3</sup>-R<sup>6</sup> on a neighboring C atom to one of the N atoms, cannot be either OH or SH;

if any of the substituents R<sup>1</sup>, R<sup>2</sup>, R<sup>3</sup>, R<sup>4</sup>, R<sup>5</sup> or R<sup>6</sup> contain chiral centers, or in the case of R<sup>1</sup> create chiral centers on the linking atoms, then all stereoisomers thereof both separately and as racemic and/or diastereoisomeric mixtures are included; and

R<sup>8</sup> = lower alkyl of from 1 to 4 carbon atoms, amino and mono or diloweralkyl (1-4 carbon atoms) amino;

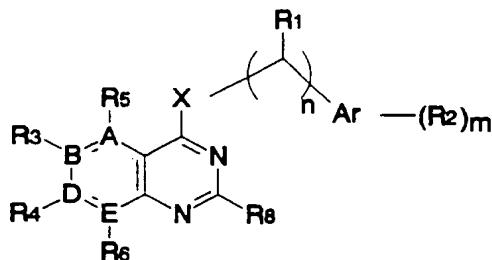
or a pharmaceutical salt or hydrate thereof.

77. A method of treating psoriasis by treating, with an effective psoriasis inhibiting amount, a mammal, in need thereof, a compound of Formula I or II:



Formula I

-179-



Formula II

where:

at least one, and as many as three of A-E  
 are nitrogen, with the remaining atom(s) carbon, or  
 any two contiguous positions in A-E taken together can  
 be a single heteroatom, N, O or S, in which case one  
 of the two remaining atoms must be carbon, and the  
 other can be either carbon or nitrogen;

X = O, S, NH or NR<sup>7</sup>, such that R<sup>7</sup> = lower  
 alkyl (1-4 carbon atoms), OH, NH<sub>2</sub>, lower alkoxy (1-4  
 carbon atoms) or lower monoalkylamino (1-4 carbon  
 atoms);

n = 0, 1, 2;

R<sup>1</sup> = H or lower alkyl (1-4 carbon atoms); if  
 n = 2, R<sup>1</sup> can be independently H or lower alkyl (1-4  
 carbon atoms) on either linking carbon atom;

R<sup>2</sup> is lower alkyl (1-4 carbon atoms),  
 cycloalkyl (3-8 carbon atoms), lower alkoxy (1-4  
 carbon atoms), cycloalkoxy (3-8 carbon atoms), nitro,  
 halo (fluoro, chloro, bromo, iodo), lower  
 perfluoroalkyl (1-4 carbon atoms), hydroxy, lower  
 acyloxy (1-4 carbon atoms; -O-C(O)R), amino, lower  
 mono or dialkylamino (1-4 carbon atoms), lower mono or  
 dicycloalkylamino (3-8 carbon atoms), hydroxymethyl,  
 lower acyl (1-4 carbon atoms; -C(O)R), cyano, lower  
 thioalkyl (1-4 carbon atoms), lower sulfinylalkyl (1-4

-180-

carbon atoms), lower sulfonylalkyl (1-4 carbon atoms), thiocycloalkyl (3-8 carbon atoms), sulfinylcycloalkyl (3-8 carbon atoms), sulfonylcycloalkyl (3-8 carbon atoms), sulfonamido, lower mono or dialkylsulfonamido (1-4 carbon atoms), mono or dicycloalkylsulfonamido (3-8 carbon atoms), mercapto, carboxy, carboxamido (-C(O)-NH<sub>2</sub>), lower mono or dialkylcarboxamido (1-4 carbon atoms), mono or dicycloalkylcarboxamido (3-8 carbon atoms), lower alkoxy carbonyl (1-4 carbon atoms), cycloalkoxy carbonyl (3-8 carbon atoms), lower alkenyl (2-4 carbon atoms), cycloalkenyl (4-8 carbon atoms), lower alkynyl (2-4 carbon atoms), or two R<sup>2</sup> taken together on contiguous carbon atoms can form a carbocyclic ring of 5-7 members or a monounsaturated 1,3-dioxolanyl, 1,4-dioxanyl, 1,4-dioxepinyl, pyranyl, furanyl, pyrrolidyl, piperidinyl, thiolanyl, oxazolanyl, thiazolanyl, diazolanyl, piperazinyl, morpholino or thiomorpholino ring; and

m = 0-3, wherein Ar is phenyl, thienyl, furanyl, pyrrolyl, pyridyl, pyrimidyl, imidazolyl, pyrazinyl, oxazolyl, thiazolyl, naphthyl, benzothienyl, benzofuranyl, indolyl, quinolinyl, isoquinolinyl and quinazolinyl;

R<sup>3</sup>, R<sup>4</sup>, R<sup>5</sup> and R<sup>6</sup> are independently, not present, H, lower alkyl (1-4 carbon atoms), cycloalkyl (3-8 carbon atoms), lower alkoxy (1-4 carbon atoms), cycloalkoxy (3-8 carbon atoms), hydroxy, lower acyloxy (1-4 carbon atoms), amino, lower mono or dialkylamino (1-4 carbon atoms), lower mono or dicycloalkylamino (3-8 carbon atoms), lower alkyl (1-4 carbon atoms) or cycloalkyl (3-8 carbon atoms), carbonato (-OC(O)OR) where the R is lower alkyl of 1 to 4 carbon atoms or cycloalkyl of 3-8 carbon atoms;

-181-

or ureido or thioureido or N- or O- linked urethane any one of which is optionally substituted by mono or di-lower alkyl (1-4 carbon atoms) or cycloalkyl (3-8 carbon atoms);

5 lower thioalkyl (1-4 carbon atoms), thiocycloalkyl (3-8 carbon atoms), mercapto, lower alkenyl (2-4 carbon atoms), hydrazino, N'-lower alkylhydrazino (1-4 carbon atoms), lower acylamino (1-4 carbon atoms), hydroxylamino, lower O-alkylhydroxyl-  
10 amino (1-4 carbon atoms);

or any two of R<sup>3</sup>-R<sup>6</sup> taken together on contiguous carbon atoms can form a carbocyclic ring of 5-7 members or a monounsaturated 1,3-dioxolanyl, 1,4-dioxanyl, 1,4-dioxepinyl, pyranyl, furanyl,  
15 pyrrolidyl, piperidinyl, thiolanyl, oxazolanyl, thiazolanyl, diazolanyl, piperazinyl, morpholino or thiomorpholino ring;

any lower alkyl group substituent on any of the substituents in R<sup>3</sup>-R<sup>6</sup> which contain such a moiety  
20 can be optionally substituted with one or more of hydroxy, amino, lower monoalkylamino, lower dialkylamino, N-pyrrolidyl, N-piperidinyl, N-pyridinium, N-morpholino, N-thiomorpholino or N-piperazino groups;

25 if one or more of A through E are N, then any of R<sup>3</sup>-R<sup>6</sup> on a neighboring C atom to one of the N atoms, cannot be either OH or SH;

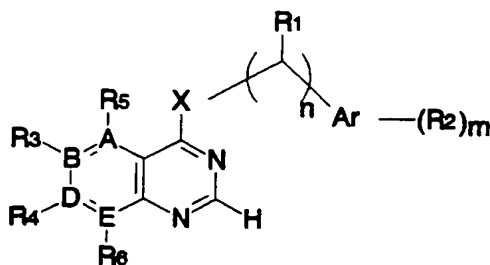
if any of the substituents R<sup>1</sup>, R<sup>2</sup>, R<sup>3</sup>, R<sup>4</sup>, R<sup>5</sup> or R<sup>6</sup> contain chiral centers, or in the case of R<sup>1</sup>  
30 create chiral centers on the linking atoms, then all stereoisomers thereof both separately and as racemic and/or diastereoisomeric mixtures are included; and

-182-

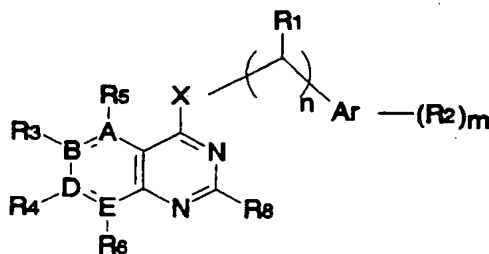
$R^8$  = lower alkyl of from 1 to 4 carbon atoms,  
amino and mono or diloweralkyl (1-4 carbon atoms)  
amino;

or a pharmaceutical salt or hydrate thereof.

- 5 78. A method of preventing blastocyte  
implantation by treating, with an effective blastocyte  
implantation inhibiting amount, a mammal, in need  
thereof, a compound of Formula I or II:



Formula I



Formula II

10 where:

at least one, and as many as three of A-E  
are nitrogen, with the remaining atom(s) carbon, or  
any two contiguous positions in A-E taken together can  
15 be a single heteroatom, N, O or S, in which case one  
of the two remaining atoms must be carbon, and the  
other can be either carbon or nitrogen;



-183-

X = O, S, NH or NR<sup>7</sup>, such that R<sup>7</sup> = lower alkyl (1-4 carbon atoms), OH, NH<sub>2</sub>, lower alkoxy (1-4 carbon atoms) or lower monoalkylamino (1-4 carbon atoms);

5

n = 0, 1, 2;

R<sup>1</sup> = H or lower alkyl (1-4 carbon atoms); if n = 2, R<sup>1</sup> can be independently H or lower alkyl (1-4 carbon atoms) on either linking carbon atom;

R<sup>2</sup> is lower alkyl (1-4 carbon atoms),  
10 cycloalkyl (3-8 carbon atoms), lower alkoxy (1-4 carbon atoms), cycloalkoxy (3-8 carbon atoms), nitro, halo (fluoro, chloro, bromo, iodo), lower perfluoroalkyl (1-4 carbon atoms), hydroxy, lower acyloxy (1-4 carbon atoms; -O-C(O)R), amino, lower  
15 mono or dialkylamino (1-4 carbon atoms), lower mono or dicycloalkylamino (3-8 carbon atoms), hydroxymethyl, lower acyl (1-4 carbon atoms; -C(O)R), cyano, lower thioalkyl (1-4 carbon atoms), lower sulfinylalkyl (1-4 carbon atoms), lower sulfonylalkyl (1-4 carbon atoms),  
20 thiocycloalkyl (3-8 carbon atoms), sulfinylcycloalkyl (3-8 carbon atoms), sulfonylcycloalkyl (3-8 carbon atoms), sulfonamido, lower mono or dialkylsulfonamido (1-4 carbon atoms), mono or dicycloalkylsulfonamido (3-8 carbon atoms), mercapto, carboxy, carboxamido  
25 (-C(O)-NH<sub>2</sub>), lower mono or dialkylcarboxamido (1-4 carbon atoms), mono or dicycloalkylcarboxamido (3-8 carbon atoms), lower alkoxycarbonyl (1-4 carbon atoms), cycloalkoxycarbonyl (3-8 carbon atoms), lower alkenyl (2-4 carbon atoms), cycloalkenyl (4-8 carbon atoms),  
30 lower alkynyl (2-4 carbon atoms); or two R<sup>2</sup> taken together on contiguous carbon atoms can form a carbocyclic ring of 5-7 members or a monounsaturated 1,3-dioxolanyl, 1,4-dioxanyl, 1,4-dioxepinyl, pyranyl, furanyl, pyrrolidyl, piperidinyl, thiolanyl,  
35 oxazolanyl, thiazolanyl, diazolanyl, piperazinyl, morpholino or thiomorpholino ring; and

-184-

m = 0-3, wherein Ar is phenyl, thienyl, furanyl, pyrrolyl, pyridyl, pyrimidyl, imidazolyl, pyrazinyl, oxazolyl, thiazolyl, naphthyl, benzothienyl, benzofuranyl, indolyl, quinolinyl, isoquinolinyl and quinazolinyl;

R<sup>3</sup>, R<sup>4</sup>, R<sup>5</sup> and R<sup>6</sup> are independently, not present, H, lower alkyl (1-4 carbon atoms), cycloalkyl (3-8 carbon atoms), lower alkoxy (1-4 carbon atoms), cycloalkoxy (3-8 carbon atoms), hydroxy, lower acyloxy (1-4 carbon atoms), amino, lower mono or dialkylamino (1-4 carbon atoms), lower mono or dicycloalkylamino (3-8 carbon atoms), lower alkyl (1-4 carbon atoms) or cycloalkyl (3-8 carbon atoms), carbonato (-OC(O)OR) where the R is lower alkyl of 1 to 4 carbon atoms or cycloalkyl of 3-8 carbon atoms;

or ureido or thioureido or N- or O- linked urethane any one of which is optionally substituted by mono or di-lower alkyl (1-4 carbon atoms) or cycloalkyl (3-8 carbon atoms);

lower thioalkyl (1-4 carbon atoms), thiocycloalkyl (3-8 carbon atoms), mercapto, lower alkenyl (2-4 carbon atoms), hydrazino, N'-lower alkylhydrazino (1-4 carbon atoms), lower acylamino (1-4 carbon atoms), hydroxylamino, lower O-alkylhydroxylamino (1-4 carbon atoms);

or any two of R<sup>3</sup>-R<sup>6</sup> taken together on contiguous carbon atoms can form a carbocyclic ring of 5-7 members or a monounsaturated 1,3-dioxolanyl, 1,4-dioxanyl, 1,4-dioxepinyl, pyranyl, furanyl, pyrrolidyl, piperidinyl, thiolanyl, oxazolanyl, thiazolanyl, diazolanyl, piperazinyl, morpholino or thiomorpholino ring;

any lower alkyl group substituent on any of the substituents in R<sup>3</sup>-R<sup>6</sup> which contain such a moiety

-185-

can be optionally substituted with one or more of hydroxy, amino, lower monoalkylamino, lower dialkylamino, N-pyrrolidyl, N-piperidinyl, N-pyridinium, N-morpholino, N-thiomorpholino or N-piperazino groups;

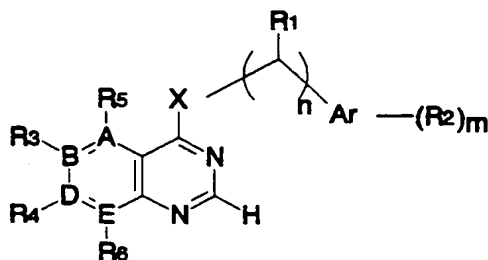
if one or more of A through E are N, then any of R<sup>3</sup>-R<sup>6</sup> on a neighboring C atom to one of the N atoms, cannot be either OH or SH;

if any of the substituents R<sup>1</sup>, R<sup>2</sup>, R<sup>3</sup>, R<sup>4</sup>, R<sup>5</sup> or R<sup>6</sup> contain chiral centers, or in the case of R<sup>1</sup> create chiral centers on the linking atoms, then all stereoisomers thereof both separately and as racemic and/or diastereoisomeric mixtures are included; and

R<sup>8</sup> = lower alkyl of from 1 to 4 carbon atoms, amino and mono or diloweralkyl (1-4 carbon atoms) amino;

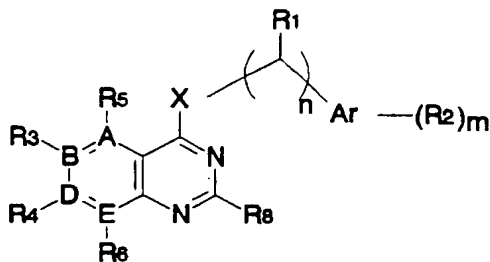
or a pharmaceutical salt or hydrate thereof.

79. A contraceptive composition comprising a contraceptively effective amount of a compound of the following Formula I or Formula II in admixture with a contraceptively acceptable excipient, diluent or carrier:



Formula I

-186-



Formula II

where:

at least one, and as many as three of A-E  
 are nitrogen, with the remaining atom(s) carbon, or  
 5 any two contiguous positions in A-E taken together can  
 be a single heteroatom, N, O or S, in which case one  
 of the two remaining atoms must be carbon, and the  
 other can be either carbon or nitrogen;

X = O, S, NH or NR<sup>7</sup>, such that R<sup>7</sup> = lower  
 10 alkyl (1-4 carbon atoms), OH, NH<sub>2</sub>, lower alkoxy (1-4  
 carbon atoms) or lower monoalkylamino (1-4 carbon  
 atoms);

n = 0, 1, 2;

R<sup>1</sup> = H or lower alkyl (1-4 carbon atoms); if  
 15 n = 2, R<sup>1</sup> can be independently H or lower alkyl (1-4  
 carbon atoms) on either linking carbon atom;

R<sup>2</sup> is lower alkyl (1-4 carbon atoms),  
 cycloalkyl (3-8 carbon atoms), lower alkoxy (1-4  
 carbon atoms), cycloalkoxy (3-8 carbon atoms), nitro,  
 20 halo (fluoro, chloro, bromo, iodo), lower  
 perfluoroalkyl (1-4 carbon atoms), hydroxy, lower  
 acyloxy (1-4 carbon atoms; -O-C(O)R), amino, lower  
 mono or dialkylamino (1-4 carbon atoms), lower mono or  
 dicycloalkylamino (3-8 carbon atoms), hydroxymethyl,  
 25 lower acyl (1-4 carbon atoms; -C(O)R), cyano, lower  
 thioalkyl (1-4 carbon atoms), lower sulfinylalkyl (1-4

-187-

carbon atoms), lower sulfonylalkyl (1-4 carbon atoms), thiocycloalkyl (3-8 carbon atoms), sulfinylcycloalkyl (3-8 carbon atoms), sulfonylcycloalkyl (3-8 carbon atoms), sulfonamido, lower mono or dialkylsulfonamido (1-4 carbon atoms), mono or dicycloalkylsulfonamido (3-8 carbon atoms), mercapto, carboxy, carboxamido (-C(O)-NH<sub>2</sub>), lower mono or dialkylcarboxamido (1-4 carbon atoms), mono or dicycloalkylcarboxamido (3-8 carbon atoms), lower alkoxy carbonyl (1-4 carbon atoms), cycloalkoxy carbonyl (3-8 carbon atoms), lower alkenyl (2-4 carbon atoms), cycloalkenyl (4-8 carbon atoms), lower alkynyl (2-4 carbon atoms), or two R<sup>2</sup> taken together on contiguous carbon atoms can form a carbocyclic ring of 5-7 members or a monounsaturated 1,3-dioxolanyl, 1,4-dioxanyl, 1,4-dioxepinyl, pyranyl, furanyl, pyrrolidyl, piperidinyl, thiolanyl, oxazolanyl, thiazolanyl, diazolanyl, piperazinyl, morpholino or thiomorpholino ring; and

m = 0-3, wherein Ar is phenyl, thienyl, furanyl, pyrrolyl, pyridyl, pyrimidyl, imidazolyl, pyrazinyl, oxazolyl, thiazolyl, naphthyl, benzothienyl, benzofuranyl, indolyl, quinolinyl, isoquinolinyl and quinazolinyl;

R<sup>3</sup>, R<sup>4</sup>, R<sup>5</sup> and R<sup>6</sup> are independently, not present, H, lower alkyl (1-4 carbon atoms), cycloalkyl (3-8 carbon atoms), lower alkoxy (1-4 carbon atoms), cycloalkoxy (3-8 carbon atoms), hydroxy, lower acyloxy (1-4 carbon atoms), amino, lower mono or dialkylamino (1-4 carbon atoms), lower mono or dicycloalkylamino (3-8 carbon atoms), lower alkyl (1-4 carbon atoms) or cycloalkyl (3-8 carbon atoms), carbonato (-OC(O)OR) where the R is lower alkyl of 1 to 4 carbon atoms or cycloalkyl of 3-8 carbon atoms;;

-188-

or ureido or thioureido or N- or O- linked urethane any one of which is optionally substituted by mono or di-lower alkyl (1-4 carbon atoms) or cycloalkyl (3-8 carbon atoms);

5 lower thioalkyl (1-4 carbon atoms), thiocycloalkyl (3-8 carbon atoms), mercapto, lower alkenyl (2-4 carbon atoms), hydrazino, N'-lower alkylhydrazino (1-4 carbon atoms), lower acylamino (1-4 carbon atoms), hydroxylamino, lower O-  
10 alkylhydroxylamino (1-4 carbon atoms);

or any two of R<sup>3</sup>-R<sup>6</sup> taken together on contiguous carbon atoms can form a carbocyclic ring of 5-7 members or a monounsaturated 1,3-dioxolanyl, 1,4-dioxanyl, 1,4-dioxepinyl, pyranyl, furanyl,  
15 pyrrolidyl, piperidinyl, thiolanyl, oxazolanyl, thiazolanyl, diazolanyl, piperazinyl, morpholino or thiomorpholino ring;

any lower alkyl group substituent on any of the substituents in R<sup>3</sup>-R<sup>6</sup> which contain such a moiety  
20 can be optionally substituted with one or more of hydroxy, amino, lower monoalkylamino, lower dialkylamino, N-pyrrolidyl, N-piperidinyl, N-pyridinium, N-morpholino, N-thiomorpholino or N-piperazino groups;

25 if one or more of A through E are N, then any of R<sup>3</sup>-R<sup>6</sup> on a neighboring C atom to one of the N atoms, cannot be either OH or SH;

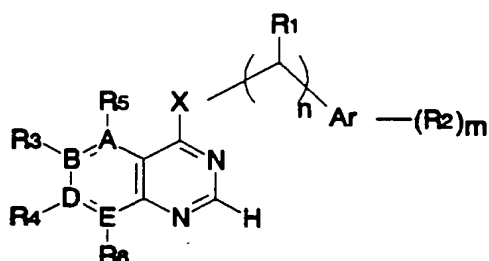
if any of the substituents R<sup>1</sup>, R<sup>2</sup>, R<sup>3</sup>, R<sup>4</sup>, R<sup>5</sup> or R<sup>6</sup> contain chiral centers, or in the case of R<sup>1</sup>  
30 create chiral centers on the linking atoms, then all stereoisomers thereof both separately and as racemic and/or diastereoisomeric mixtures are included; and

R<sup>8</sup> is lower alkyl of from 1 to 4 carbon atoms, amino or mono or diloweralkyl (1-4 carbon  
35 atoms) amino;

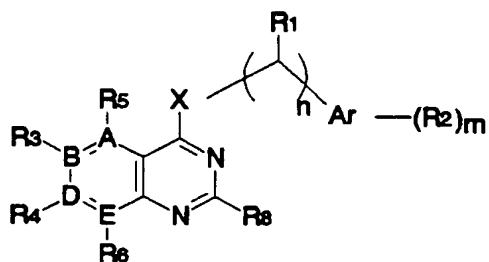
-189-

or a pharmaceutical salt or hydrate thereof.

80. A method of treating kidney disease by treating, with an effective kidney disease inhibiting amount, a mammal, in need thereof, a compound of  
 5 Formula I or Formula II:



Formula I



Formula II

where:

at least one, and as many as three of A-E  
 10 are nitrogen, with the remaining atom(s) carbon, or  
 any two contiguous positions in A-E taken together can  
 be a single heteroatom, N, O or S, in which case one  
 of the two remaining atoms must be carbon, and the  
 other can be either carbon or nitrogen;

15 X = O, S, NH or NR<sup>7</sup>, such that R<sup>7</sup> = lower  
 alkyl (1-4 carbon atoms), OH, NH<sub>2</sub>, lower alkoxy (1-4

-190-

carbon atoms) or lower monoalkylamino (1-4 carbon atoms);

$n = 0, 1, 2;$

$R^1 = H$  or lower alkyl (1-4 carbon atoms); if  
5  $n = 2$ ,  $R^1$  can be independently H or lower alkyl (1-4 carbon atoms) on either linking carbon atom;

$R^2$  is lower alkyl (1-4 carbon atoms), cycloalkyl (3-8 carbon atoms), lower alkoxy (1-4 carbon atoms), cycloalkoxy (3-8 carbon atoms), nitro,  
10 halo (fluoro, chloro, bromo, iodo), lower perfluoroalkyl (1-4 carbon atoms), hydroxy, lower acyloxy (1-4 carbon atoms;  $-O-C(O)R$ ), amino, lower mono or dialkylamino (1-4 carbon atoms), lower mono or dicycloalkylamino (3-8 carbon atoms), hydroxymethyl,  
15 lower acyl (1-4 carbon atoms;  $-C(O)R$ ), cyano, lower thioalkyl (1-4 carbon atoms), lower sulfinylalkyl (1-4 carbon atoms), lower sulfonylalkyl (1-4 carbon atoms), thiocycloalkyl (3-8 carbon atoms), sulfinylcycloalkyl (3-8 carbon atoms), sulfonylcycloalkyl (3-8 carbon atoms), sulfonamido, lower mono or dialkylsulfonamido (1-4 carbon atoms), mono or dicycloalkylsulfonamido (3-8 carbon atoms), mercapto, carboxy, carboxamido ( $-C(O)-NH_2$ ), lower mono or dialkylcarboxamido (1-4 carbon atoms), mono or dicycloalkylcarboxamido (3-8 carbon atoms), lower alkoxycarbonyl (1-4 carbon atoms), cycloalkoxycarbonyl (3-8 carbon atoms), lower alkenyl (2-4 carbon atoms), cycloalkenyl (4-8 carbon atoms), lower alkynyl (2-4 carbon atoms), or two  $R^2$  taken together on contiguous carbon atoms can form a carbocyclic ring of 5-7 members or a monounsaturated  
30 1,3-dioxolanyl, 1,4-dioxanyl, 1,4-dioxepinyl, pyranyl, furanyl, pyrrolidyl, piperidinyl, thiolanyl, oxazolanyl, thiazolanyl, diazolanyl, piperazinyl, morpholino or thiomorpholino ring; and



-191-

m = 0-3, wherein Ar is phenyl, thienyl, furanyl, pyrrolyl, pyridyl, pyrimidyl, imidazolyl, pyrazinyl, oxazolyl, thiazolyl, naphthyl, benzothienyl, benzofuranyl, indolyl, quinolinyl, isoquinolinyl and quinazolinyl;

R<sup>3</sup>, R<sup>4</sup>, R<sup>5</sup> and R<sup>6</sup> are independently, not present, H, lower alkyl (1-4 carbon atoms), cycloalkyl (3-8 carbon atoms), lower alkoxy (1-4 carbon atoms), cycloalkoxy (3-8 carbon atoms), hydroxy, lower acyloxy (1-4 carbon atoms), amino, lower mono or dialkylamino (1-4 carbon atoms), lower mono or dicycloalkylamino (3-8 carbon atoms), lower alkyl (1-4 carbon atoms) or cycloalkyl (3-8 carbon atoms), carbonato (-OC(O)OR) where the R is lower alkyl of 1 to 4 carbon atoms or cycloalkyl of 3-8 carbon atoms;;

or ureido or thioureido or N- or O- linked urethane any one of which is optionally substituted by mono or di-lower alkyl (1-4 carbon atoms) or cycloalkyl (3-8 carbon atoms);

lower thioalkyl (1-4 carbon atoms), thiocycloalkyl (3-8 carbon atoms), mercapto, lower alkenyl (2-4 carbon atoms), hydrazino, N'-lower alkylhydrazino (1-4 carbon atoms), lower acylamino (1-4 carbon atoms), hydroxylamino, lower O-alkylhydroxylamino (1-4 carbon atoms);

or any two of R<sup>3</sup>-R<sup>6</sup> taken together on contiguous carbon atoms can form a carbocyclic ring of 5-7 members or a monounsaturated 1,3-dioxolanyl, 1,4-dioxanyl, 1,4-dioxepinyl, pyranyl, furanyl, pyrrolidyl, piperidinyl, thiolanyl, oxazolanyl, thiazolanyl, diazolanyl, piperazinyl, morpholino or thiomorpholino ring;

any lower alkyl group substituent on any of the substituents in R<sup>3</sup>-R<sup>6</sup> which contain such a moiety

-192-

can be optionally substituted with one or more of hydroxy, amino, lower monoalkylamino, lower dialkylamino, N-pyrrolidyl, N-piperidinyl, N-pyridinium, N-morpholino, N-thiomorpholino or N-piperazino groups;

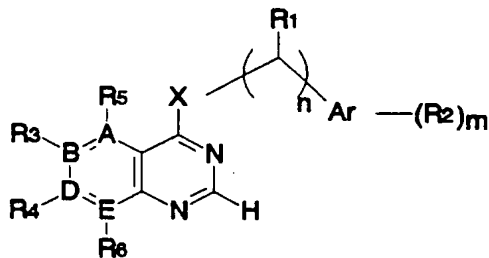
if one or more of A through E are N, then any of R<sup>3</sup>-R<sup>6</sup> on a neighboring C atom to one of the N atoms, cannot be either OH or SH;

if any of the substituents R<sup>1</sup>, R<sup>2</sup>, R<sup>3</sup>, R<sup>4</sup>, R<sup>5</sup> or R<sup>6</sup> contain chiral centers, or in the case of R<sup>1</sup> create chiral centers on the linking atoms, then all stereoisomers thereof both separately and as racemic and/or diastereoisomeric mixtures are included; and

R<sup>8</sup> is lower alkyl of from 1 to 4 carbon atoms, amino or mono or diloweralkyl (1-4 carbon atoms) amino;

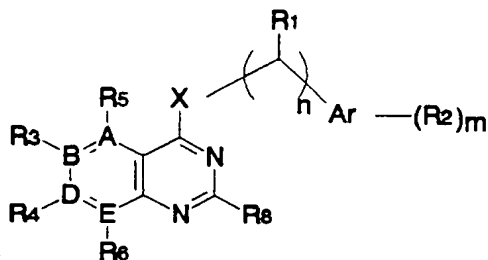
or a pharmaceutical salt or hydrate thereof.

81. A method of treating pancreatitis by treating, with an effective amount inhibiting a mammal, in need thereof, a compound of Formula I or Formula II:



Formula I

-193-



Formula II

where:

at least one, and as many as three of A-E  
 are nitrogen, with the remaining atom(s) carbon, or  
 5 any two contiguous positions in A-E taken together can  
 be a single heteroatom, N, O or S, in which case one  
 of the two remaining atoms must be carbon, and the  
 other can be either carbon or nitrogen;

X = O, S, NH or NR<sup>7</sup>, such that R<sup>7</sup> = lower  
 10 alkyl (1-4 carbon atoms), OH, NH<sub>2</sub>, lower alkoxy (1-4  
 carbon atoms) or lower monoalkylamino (1-4 carbon  
 atoms);

n = 0, 1, 2;

R<sup>1</sup> = H or lower alkyl (1-4 carbon atoms); if  
 15 n = 2, R<sup>1</sup> can be independently H or lower alkyl (1-4  
 carbon atoms) on either linking carbon atom;

R<sup>2</sup> is lower alkyl (1-4 carbon atoms),  
 cycloalkyl (3-8 carbon atoms), lower alkoxy (1-4  
 carbon atoms), cycloalkoxy (3-8 carbon atoms), nitro,  
 20 halo (fluoro, chloro, bromo, iodo), lower  
 perfluoroalkyl (1-4 carbon atoms), hydroxy, lower  
 acyloxy (1-4 carbon atoms; -O-C(O)R), amino, lower  
 mono or dialkylamino (1-4 carbon atoms), lower mono or  
 dicycloalkylamino (3-8 carbon atoms), hydroxymethyl,  
 25 lower acyl (1-4 carbon atoms; -C(O)R), cyano, lower  
 thioalkyl (1-4 carbon atoms), lower sulfinylalkyl (1-4

-194-

carbon atoms), lower sulfonylalkyl (1-4 carbon atoms), thiocycloalkyl (3-8 carbon atoms), sulfinylcycloalkyl (3-8 carbon atoms), sulfonylcycloalkyl (3-8 carbon atoms), sulfonamido, lower mono or dialkylsulfonamido (1-4 carbon atoms), mono or dicycloalkylsulfonamido (3-8 carbon atoms), mercapto, carboxy, carboxamido (-C(O)-NH<sub>2</sub>), lower mono or dialkylcarboxamido (1-4 carbon atoms), mono or dicycloalkylcarboxamido (3-8 carbon atoms), lower alkoxy carbonyl (1-4 carbon atoms), cycloalkoxy carbonyl (3-8 carbon atoms), lower alkenyl (2-4 carbon atoms), cycloalkenyl (4-8 carbon atoms), lower alkynyl (2-4 carbon atoms), or two R<sup>2</sup> taken together on contiguous carbon atoms can form a carbocyclic ring of 5-7 members or a monounsaturated 1,3-dioxolanyl, 1,4-dioxanyl, 1,4-dioxepinyl, pyranyl, furanyl, pyrrolidyl, piperidinyl, thiolanyl, oxazolanyl, thiazolanyl, diazolanyl, piperazinyl, morpholino or thiomorpholino ring; and

m = 0-3, wherein Ar is phenyl, thienyl, furanyl, pyrrolyl, pyridyl, pyrimidyl, imidazolyl, pyrazinyl, oxazolyl, thiazolyl, naphthyl, benzothienyl, benzofuranyl, indolyl, quinolinyl, isoquinolinyl and quinazolinyl;

R<sup>3</sup>, R<sup>4</sup>, R<sup>5</sup> and R<sup>6</sup> are independently, not present, H, lower alkyl (1-4 carbon atoms), cycloalkyl (3-8 carbon atoms), lower alkoxy (1-4 carbon atoms), cycloalkoxy (3-8 carbon atoms), hydroxy, lower acyloxy (1-4 carbon atoms), amino, lower mono or dialkylamino (1-4 carbon atoms), lower mono or dicycloalkylamino (3-8 carbon atoms), lower alkyl (1-4 carbon atoms) or cycloalkyl (3-8 carbon atoms), carbonato (-OC(O)OR) where the R is lower alkyl of 1 to 4 carbon atoms or cycloalkyl of 3-8 carbon atoms;;

-195-

or ureido or thioureido or N- or O- linked urethane any one of which is optionally substituted by mono or di-lower alkyl (1-4 carbon atoms) or cycloalkyl (3-8 carbon atoms);

5 lower thioalkyl (1-4 carbon atoms), thiocycloalkyl (3-8 carbon atoms), mercapto, lower alkenyl (2-4 carbon atoms), hydrazino, N'-lower alkylhydrazino (1-4 carbon atoms), lower acylamino (1-4 carbon atoms), hydroxylamino, lower O-  
10 alkylhydroxylamino (1-4 carbon atoms);

or any two of R<sup>3</sup>-R<sup>6</sup> taken together on contiguous carbon atoms can form a carbocyclic ring of 5-7 members or a monounsaturated 1,3-dioxolanyl, 1,4-dioxanyl, 1,4-dioxepinyl, pyranyl, furanyl,  
15 pyrrolidyl, piperidinyl, thiolanyl, oxazolanyl, thiazolanyl, diazolanyl, piperazinyl, morpholino or thiomorpholino ring;

any lower alkyl group substituent on any of the substituents in R<sup>3</sup>-R<sup>6</sup> which contain such a moiety  
20 can be optionally substituted with one or more of hydroxy, amino, lower monoalkylamino, lower dialkylamino, N-pyrrolidyl, N-piperidinyl, N-pyridinium, N-morpholino, N-thiomorpholino or N-piperazino groups;

25 if one or more of A through E are N, then any of R<sup>3</sup>-R<sup>6</sup> on a neighboring C atom to one of the N atoms, cannot be either OH or SH;

if any of the substituents R<sup>1</sup>, R<sup>2</sup>, R<sup>3</sup>, R<sup>4</sup>, R<sup>5</sup> or R<sup>6</sup> contain chiral centers, or in the case of R<sup>1</sup>  
30 create chiral centers on the linking atoms, then all stereoisomers thereof both separately and as racemic and/or diastereoisomeric mixtures are included; and

R<sup>8</sup> is lower alkyl of from 1 to 4 carbon atoms, amino or mono or diloweralkyl (1-4 carbon  
35 atoms) amino;

-196-

or a pharmaceutical salt or hydrate thereof.

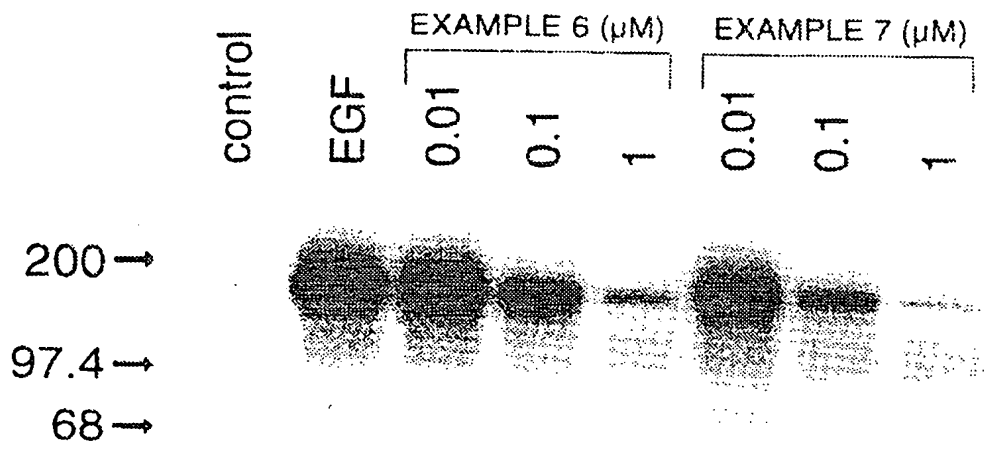


FIG. 1

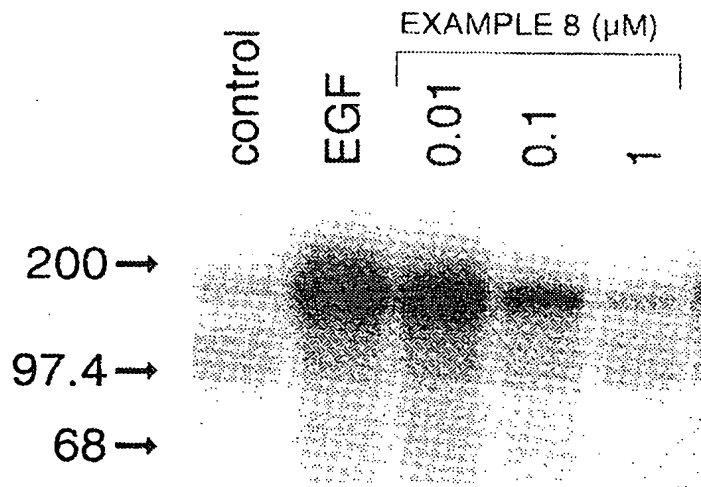


FIG. 2



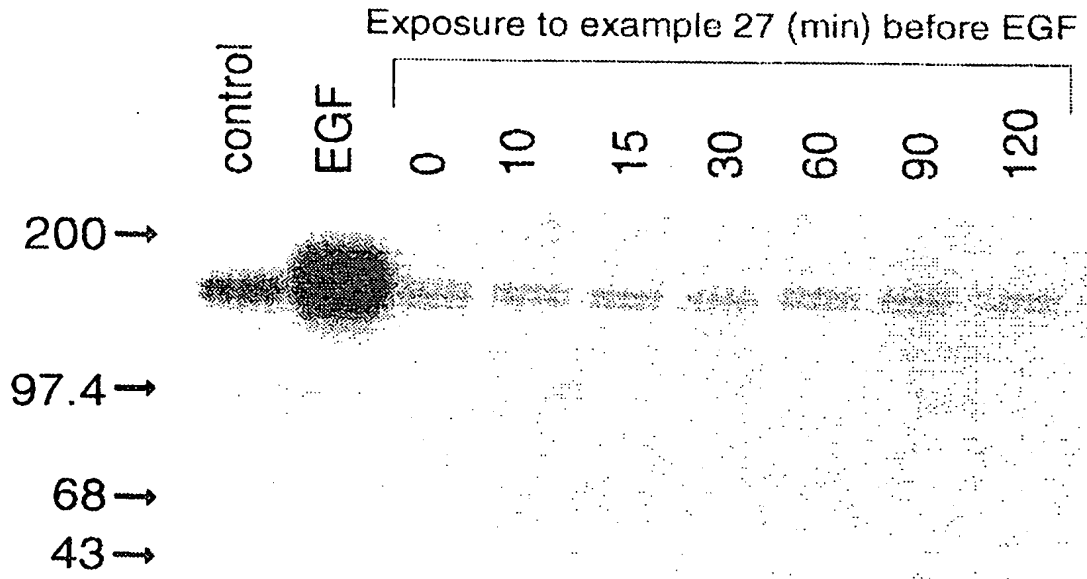


FIG. 3

4 / 17

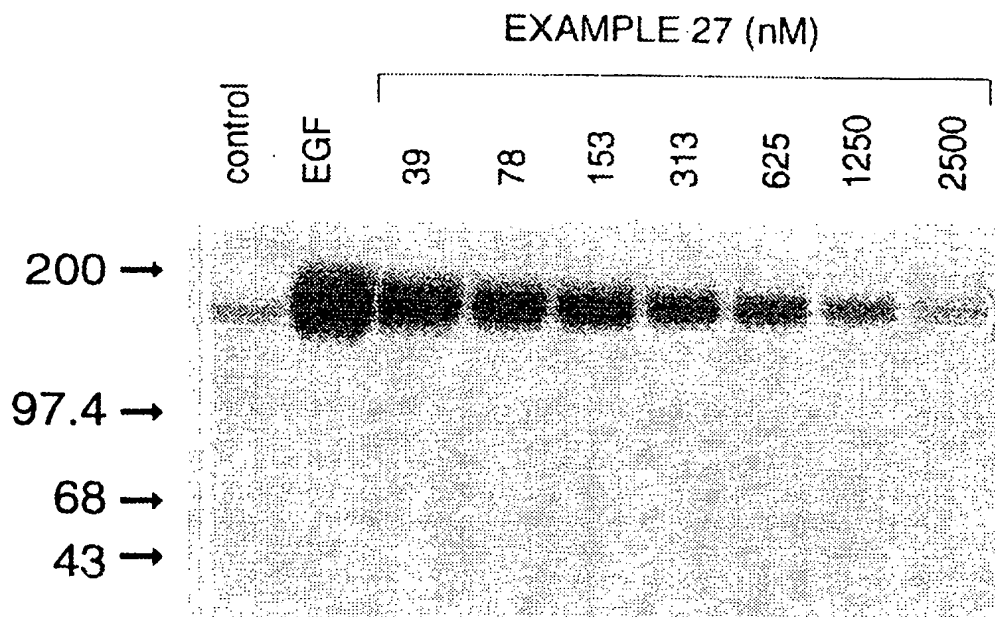


FIG. 4

8 / 17

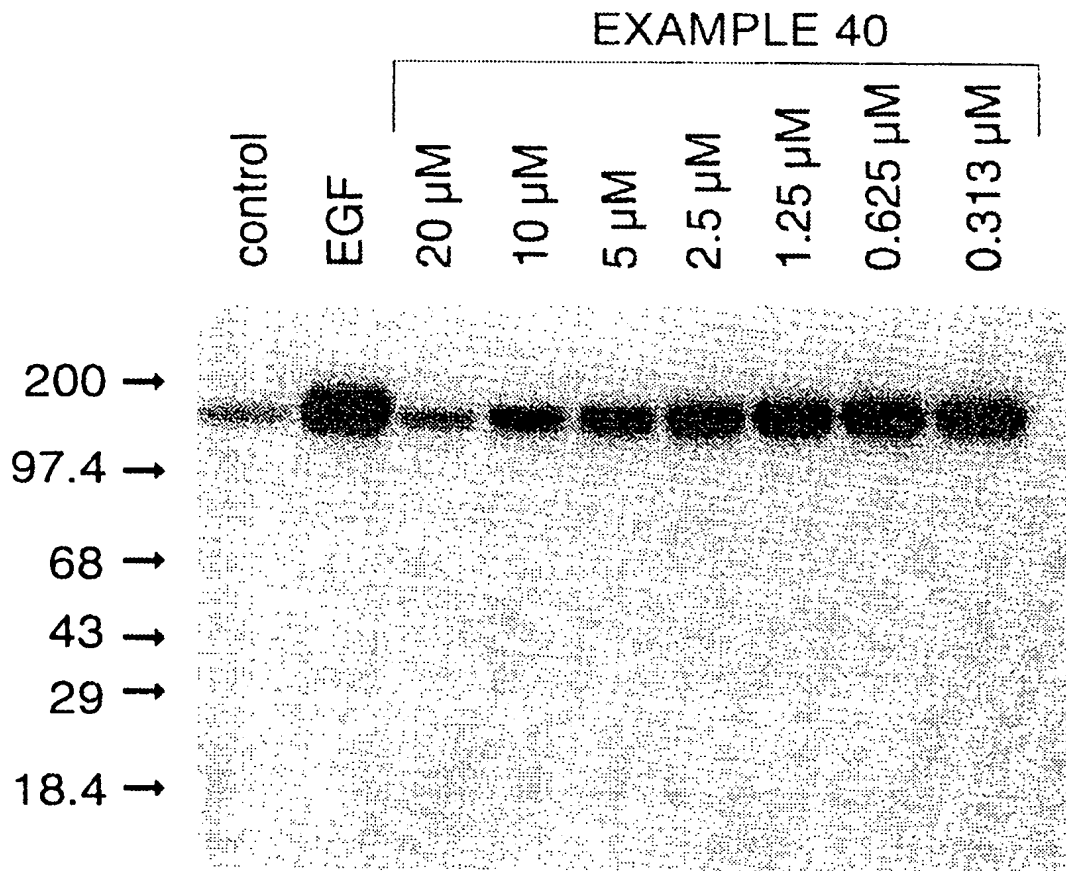


FIG. 5

SUBSTITUTE SHEET (RULE 26)

6 / 17




FIG. 6A

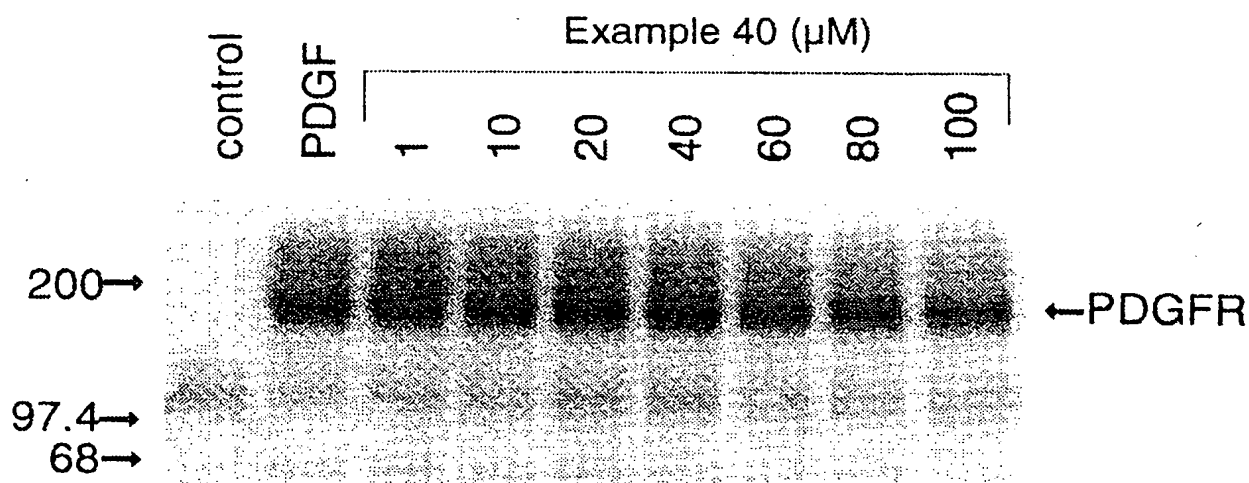


FIG. 6B

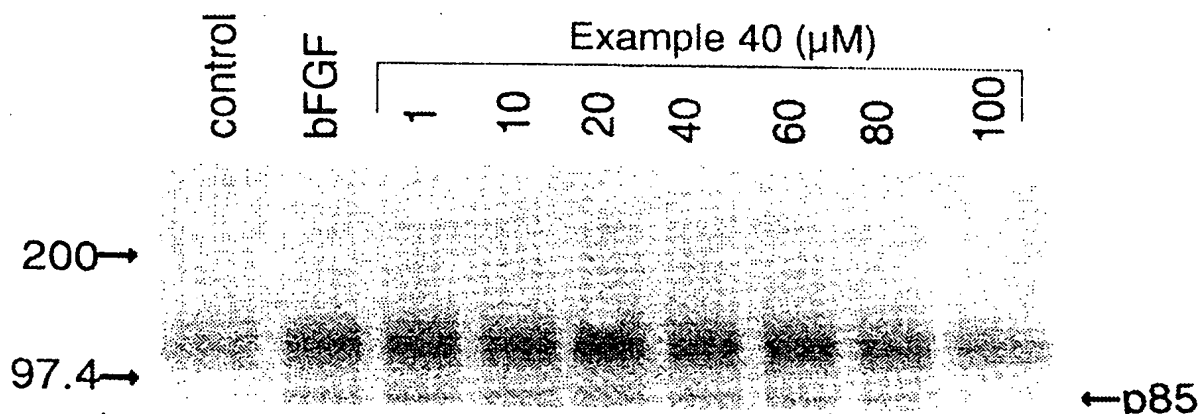


FIG. 6C  
SUBSTITUTE SHEET (RULE 26)

7 / 17

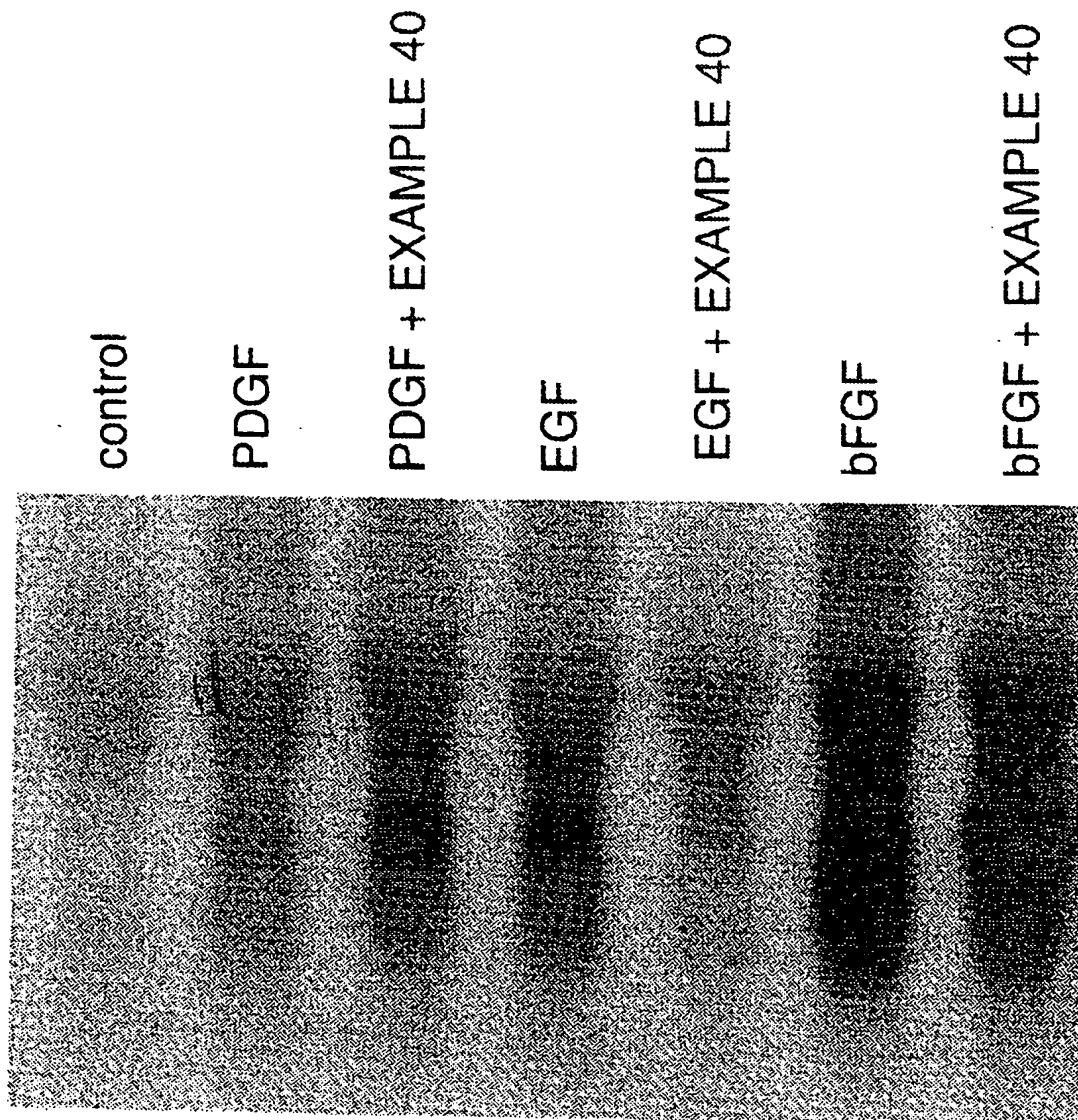


FIG. 7

SUBSTITUTE SHEET (RULE 26)

8 / 17




FIG. 8A

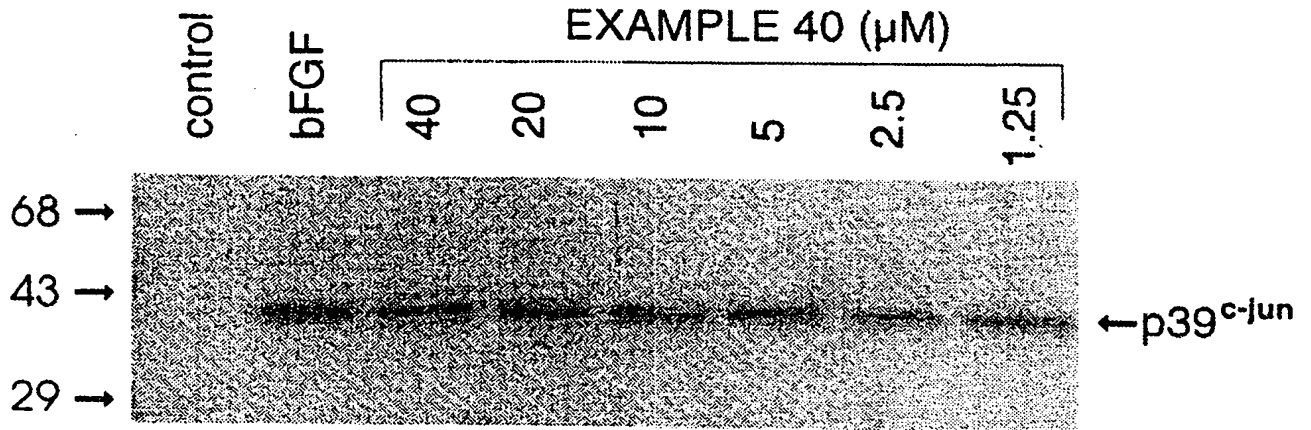


FIG. 8B




FIG. 8C

SUBSTITUTE SHEET (RULE 26)

9 / 17

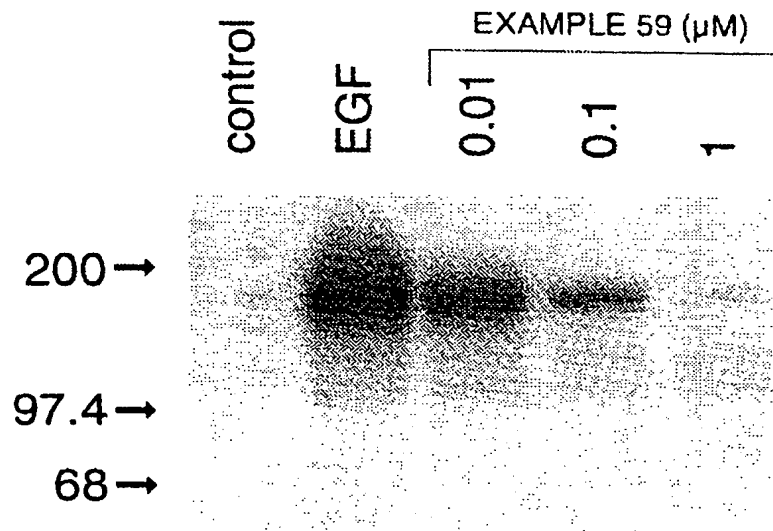


FIG. 9

10 / 17

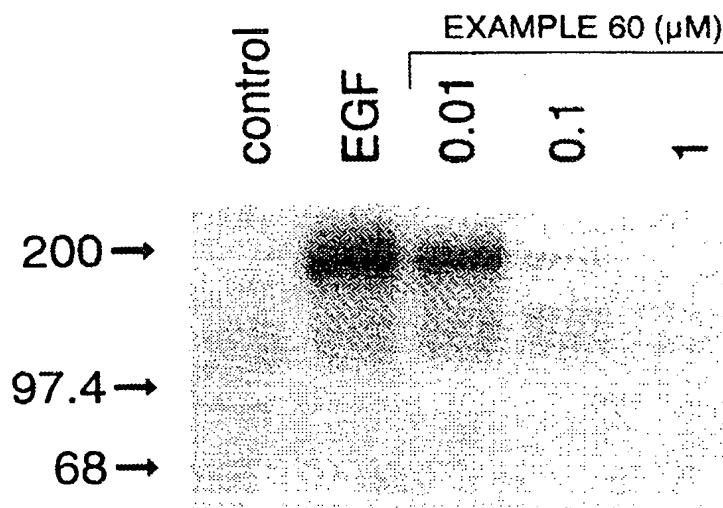


FIG. 10



11/17

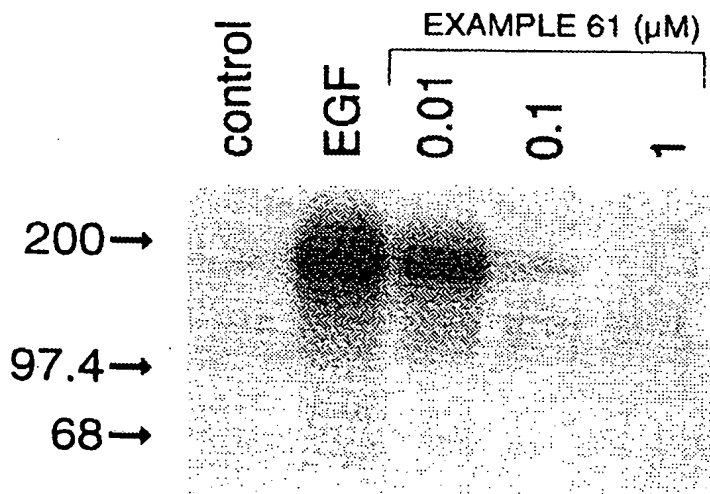


FIG. 11

18 / 12

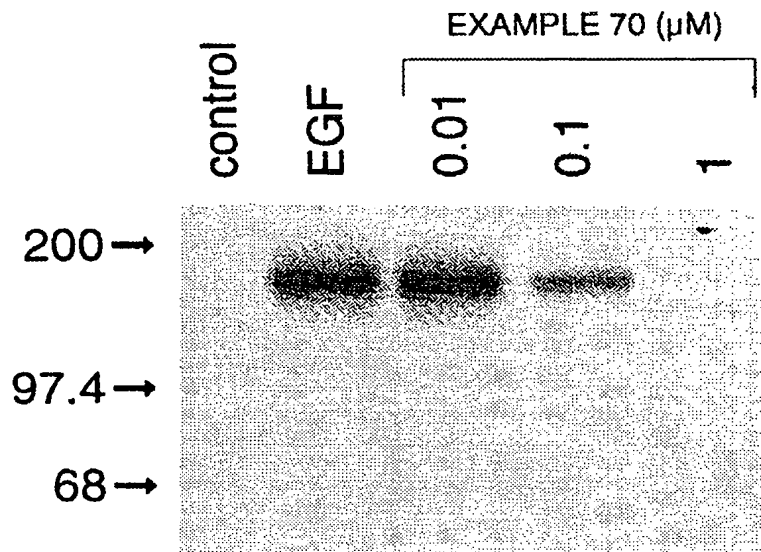
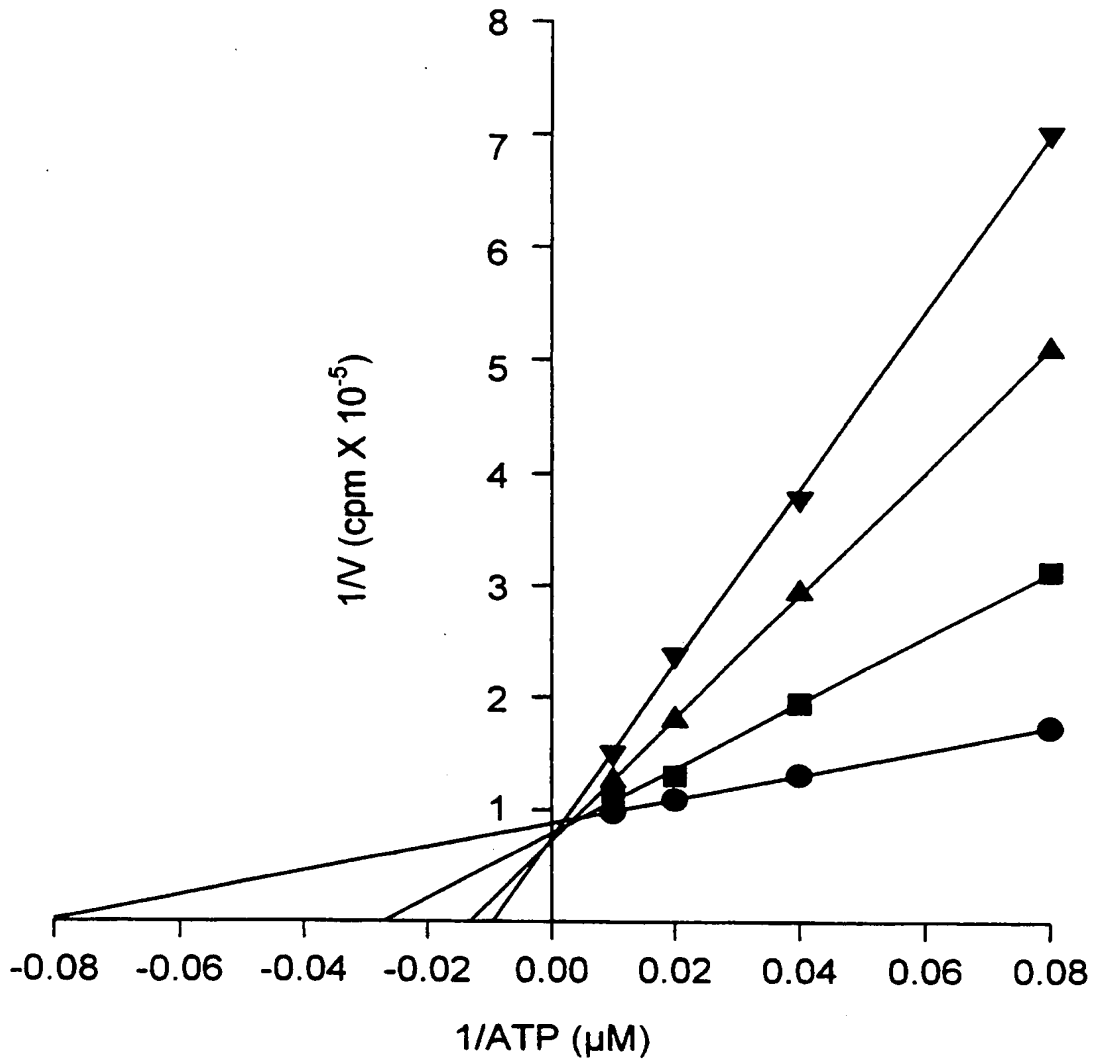


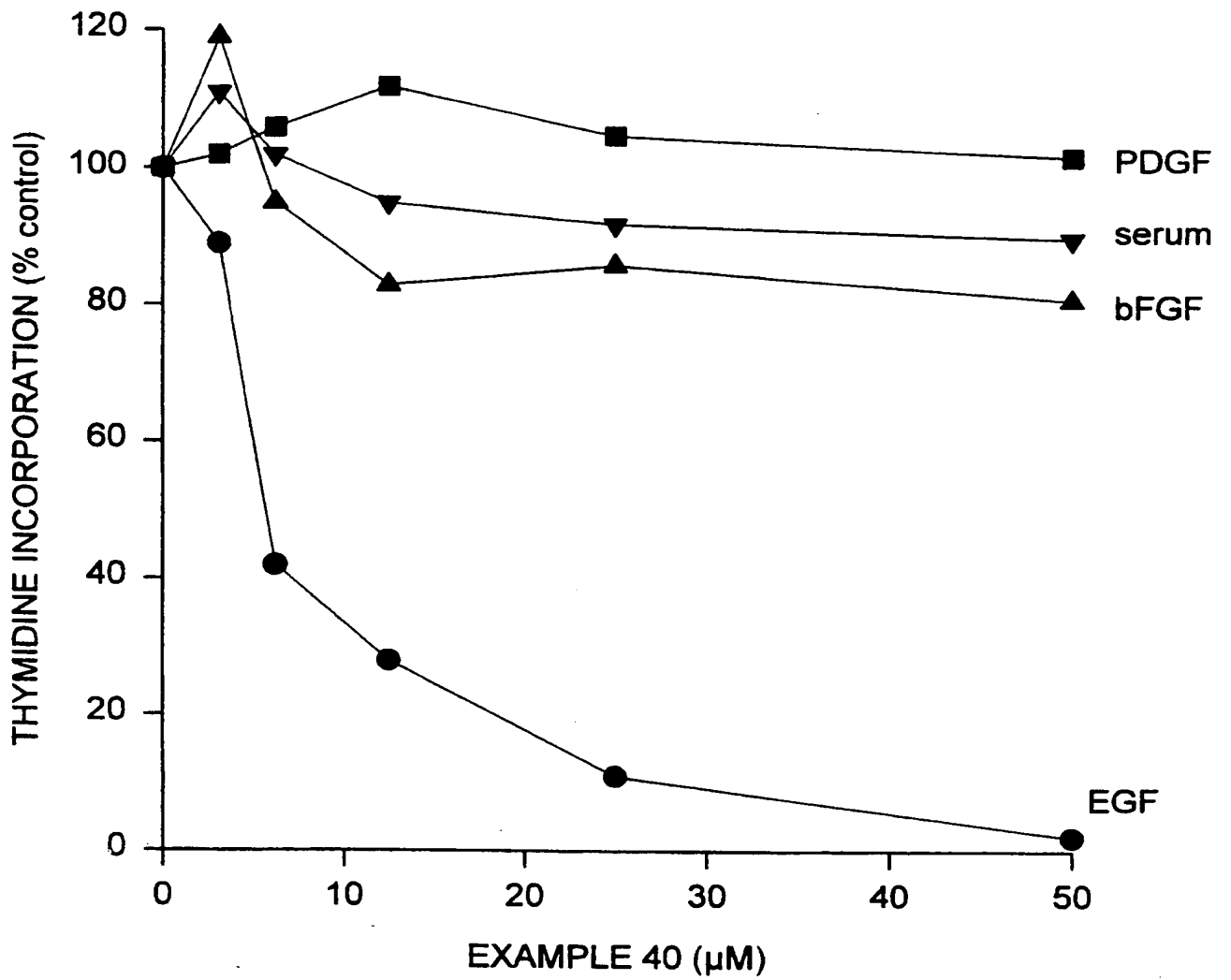
FIG. 12

FIG. 13



SUBSTITUTE SHEET (RULE 26)

FIG. 14



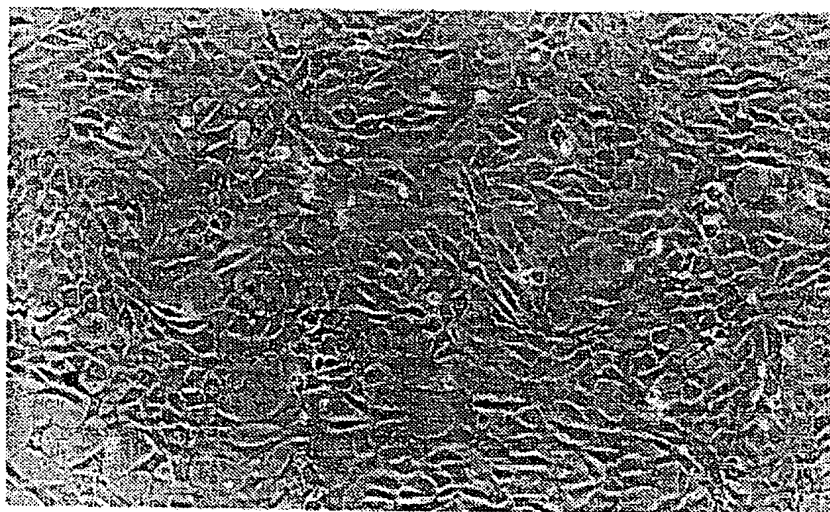


FIG. 15

SUBSTITUTE SHEET (RULE 26)

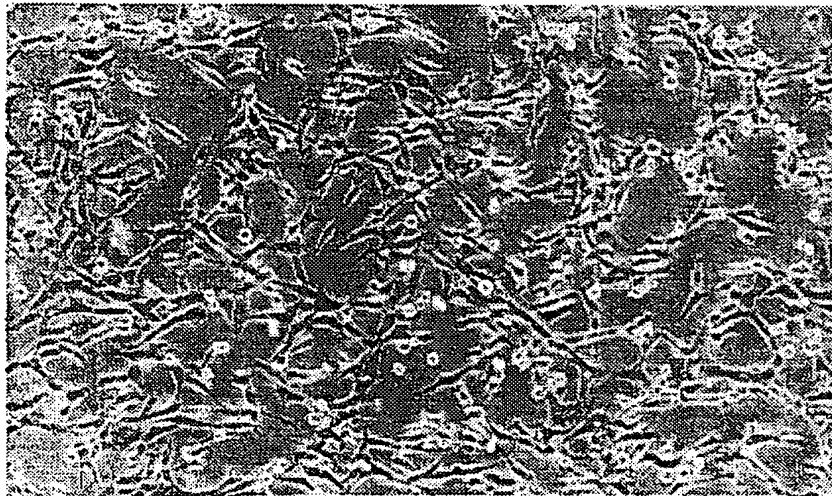


FIG. 16

17 / 17

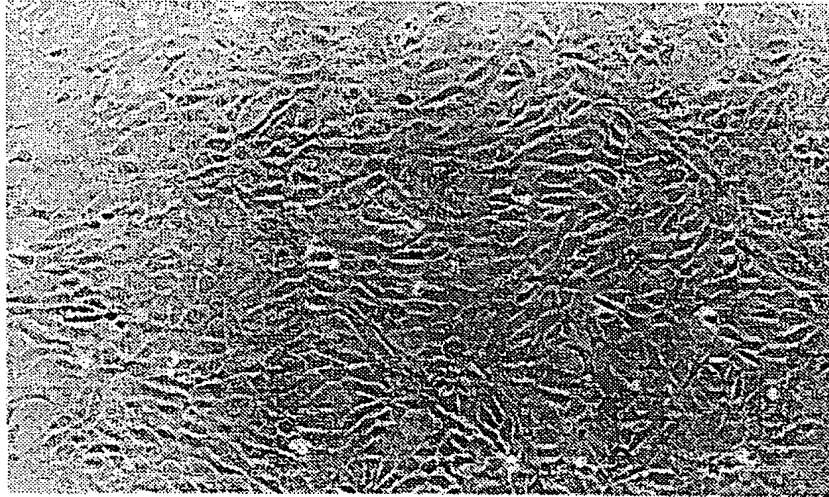


FIG. 17

INTERNATIONAL SEARCH REPORT

International Application No  
PCT/US 95/00941

A. CLASSIFICATION OF SUBJECT MATTER

IPC 6 A61K31/505 C07D471/04 C07D487/04 A61K31/52  
 //(C07D471/04,239:00,221:00),(C07D487/04,239:00,239:00)

According to International Patent Classification (IPC) or to both national classification and IPC

B. FIELDS SEARCHED

Minimum documentation searched (classification system followed by classification symbols)  
 IPC 6 C07D A61K

Documentation searched other than minimum documentation to the extent that such documents are included in the fields searched

Electronic data base consulted during the international search (name of data base and, where practical, search terms used)

C. DOCUMENTS CONSIDERED TO BE RELEVANT

Category *	Citation of document, with indication, where appropriate, of the relevant passages	Relevant to claim No.
A	EP,A,0 566 226 (ZENECA) 20 October 1993 see page 20, line 11 - page 21, line 30; claim 1	1
X	--- ARZNEIMITTEL FORSCHUNG DRUG RESEARCH., vol. 39,no. 1, 1989 AULENDORF DE, pages 78-81, B. HALADON ET AL. 'Experimental antitumor activity of new azathioprine' see tables 1,2	76
X	--- JOURNAL OF THE AMERICAN CHEMICAL SOCIETY, vol. 82, 1960 DC US, pages 5711-5718, E.C. TAYLOR ET AL. 'Pyrimido[4,5-d]pyrimidines' see table II, lines 55,57,63	71
	-/--	

Further documents are listed in the continuation of box C.

Patent family members are listed in annex.

\* Special categories of cited documents :

- \*A\* document defining the general state of the art which is not considered to be of particular relevance
- \*E\* earlier document but published on or after the international filing date
- \*L\* document which may throw doubts on priority claim(s) or which is cited to establish the publication date of another citation or other special reason (as specified)
- \*O\* document referring to an oral disclosure, use, exhibition or other means
- \*P\* document published prior to the international filing date but later than the priority date claimed

- \*T\* later document published after the international filing date or priority date and not in conflict with the application but cited to understand the principle or theory underlying the invention
- \*X\* document of particular relevance; the claimed invention cannot be considered novel or cannot be considered to involve an inventive step when the document is taken alone
- \*Y\* document of particular relevance; the claimed invention cannot be considered to involve an inventive step when the document is combined with one or more other such documents, such combination being obvious to a person skilled in the art.
- \*&\* document member of the same patent family

Date of the actual completion of the international search

3 May 1995

Date of mailing of the international search report

23. 05. 95

Name and mailing address of the ISA

European Patent Office, P.B. 5818 Patentlaan 2  
 NL - 2280 HV Rijswijk  
 Tel. (+ 31-70) 340-2040, Tx. 31 651 epo nl,  
 Fax (+ 31-70) 340-3016

Authorized officer

Alfaro Faus, I



INTERNATIONAL SEARCH REPORT

International Application No  
PCT/US 95/00941

C.(Continuation) DOCUMENTS CONSIDERED TO BE RELEVANT

Category	Citation of document, with indication, where appropriate, of the relevant passages	Relevant to claim No.
X	US,A,2 949 466 (M.L. HOEFLE ET AL.) 16 August 1960 see examples 21,22,28,33 -----	71

# INTERNATIONAL SEARCH REPORT

International application No.

PCT/US 95/00941

## Box I Observations where certain claims were found unsearchable (Continuation of item 1 of first sheet)

This international search report has not been established in respect of certain claims under Article 17(2)(a) for the following reasons:

1.  Claims Nos.:  
because they relate to subject matter not required to be searched by this Authority, namely:  
Although claims 1-70, 73, 75-78, 80, 81 are directed to a method of treatment of (diagnostic method practised on) the human/animal body, the search has been carried out and based on the alleged effects of the compound/composition.
2.  ~~Claims Nos.:~~  
~~because they relate to parts of the international application that do not comply with the prescribed requirements to such an extent that no meaningful international search can be carried out, specifically:~~  
Furthermore claims 76-81 have only been searched as far as the activity of the compounds has been described related to epidermal growth factor receptor tyrosine Kinase inhibition.
3.  Claims Nos.:  
because they are dependent claims and are not drafted in accordance with the second and third sentences of Rule 6.4(a).

## Box II Observations where unity of invention is lacking (Continuation of item 2 of first sheet)

This International Searching Authority found multiple inventions in this international application, as follows:

1.  As all required additional search fees were timely paid by the applicant, this international search report covers all searchable claims.
2.  As all searchable claims could be searched without effort justifying an additional fee, this Authority did not invite payment of any additional fee.
3.  As only some of the required additional search fees were timely paid by the applicant, this international search report covers only those claims for which fees were paid, specifically claims Nos.:
4.  No required additional search fees were timely paid by the applicant. Consequently, this international search report is restricted to the invention first mentioned in the claims; it is covered by claims Nos.:

Remark on Protest

- The additional search fees were accompanied by the applicant's protest.
- No protest accompanied the payment of additional search fees.

# INTERNATIONAL SEARCH REPORT

Information on patent family members

Intern: al Application No

PCT/US 95/00941

Patent document cited in search report	Publication date	Patent family member(s)	Publication date
EP-A-566226	20-10-93	AU-A- 3101093 CA-A- 2086968 JP-A- 6073025	22-07-93 21-07-93 15-03-94
US-A-2949466	16-08-60	NONE	